

Appendix H: Service Allocations

Older Americans Act Title III-B Service Allocations – Social Supportive Services

Adult Day Care

Nevada Senior Services	\$506,952.00
Bright Path	\$53,773.00
Washoe County	\$62,924.00
Total Service Funding	\$623,649.00

Alzheimer's Diagnostic

Cleveland Clinic Nevada	\$31,741.00
Total Service Funding	\$31,741.00

Case Management

Lyon County Human Services	\$37,000.00
Reno Housing Authority	\$52,922.00
Total Service Funding	\$89,922.00

Geriatric Assessment & Care Management

Nevada Senior Services	\$72,916.00
Total Service Funding	\$72,916.00

Geriatric Health & Wellness - Education

Nevada Senior Services	\$42,900.00
Total Service Funding	\$42,900.00

Home Modification

Clark County Urban League	\$65,000.00
Total Service Funding	\$65,000.00

Homemaker

Coalition for Senior Citizens	\$64,705.00
Douglas County	\$34,875.00
Winnemucca Senior Center	\$9,360.00
Lincoln County	\$25,500.00
Lyon County Human Services	\$45,000.00
Mt Grant General Hospital	\$75,357.00
Washoe County	\$72,000.00
Reno Housing Authority	\$40,500.00
Friends in Service Helping (FISH)	\$55,388.00
Total Service Funding	\$422,685.00

Legal Assistance

Southern Nevada Senior Law	\$250,000.00
Nevada Legal Services	\$135,000.00
Total Service Funding	\$385,000.00

Personal Emergency Response System

House Calls Ltd.	\$94,656.00
Total Service Funding	\$94,656.00

Representative Payee

Washoe County	\$31,218.00
Total Service Funding	\$31,218.00

Senior Event

Rural Retired & Senior Volunteer Program	\$12,207.00
Total Service Funding	\$12,207.00

Transportation

City of Wells	\$30,728.00
Esmeralda County	\$35,649.00
Eureka County	\$22,500.00
Older Americans of Lyon County	\$51,775.00
Nye County	\$84,722.00
Pershing County Commission	\$24,443.00
Total Service Funding	\$249,817.00

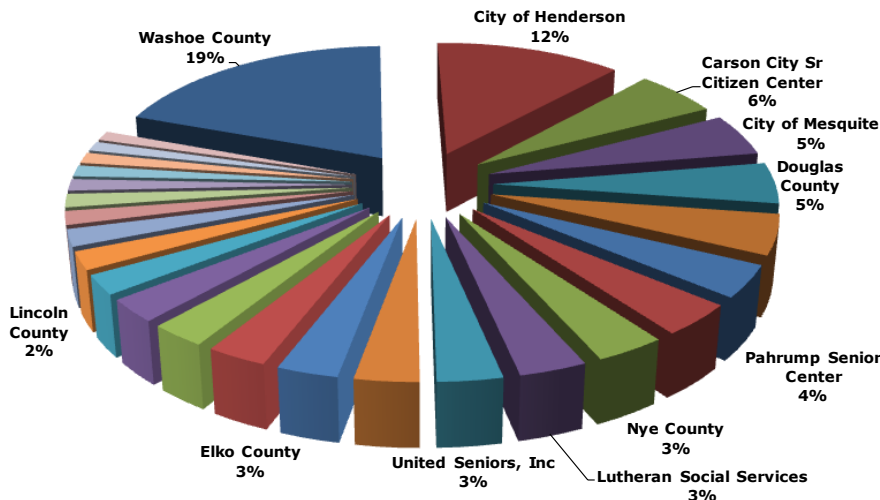
Volunteer Care and Assistance

Boulder City Lend-A-Hand	\$42,000.00
Helping Hands of Henderson	\$44,733.00
Mineral County	\$35,810.00
Reno/Sparks Tribal Council	\$25,553.00
Rural Retired & Senior Volunteer Program	\$140,550.00
Total Service Funding	\$288,646.00

**Service Allocations – Nutrition Services
OAA Title III-C FY 2016**

Nutrition	Congregate	Homebound
Carson City Sr Citizen Center	\$82,148.00	\$149,650.00
Coalition for Senior Citizens	\$32,358.00	\$134,069.00
Boulder City Senior Center	\$57,094.00	\$38,043.00
Catholic Charities of Southern Nevada		\$1,934,500.00
United Seniors, Inc	\$47,931.00	\$16,075.00
City of Mesquite	\$75,066.00	\$131,130.00
City of Henderson	\$182,985.00	\$275,383.00
Clark Co Urban League	\$41,028.00	
Southern Nevada Transit Coalition		\$61,777.00
Lutheran Social Services	\$49,829.00	
Douglas County	\$72,708.00	\$86,308.00
City of Carlin	\$20,000.00	\$20,000.00
Elko County	\$45,137.00	\$31,069.00
City of Wells	\$20,610.00	\$26,419.00
Elko Band Council	\$23,824.00	
Eureka County	\$17,043.00	\$22,659.00
Senior Citizens of Humboldt County	\$47,254.00	\$46,460.00
Lander County	\$24,281.00	\$17,744.00
Lincoln County	\$30,000.00	\$72,370.00
Older Americans of Lyon County	\$41,541.00	\$48,347.00
Lyon County Human Services	\$71,306.00	\$96,386.00
Mineral County	\$44,610.00	\$50,660.00
Nye County	\$51,688.00	\$32,000.00
Pahrump Senior Center	\$57,625.00	\$66,155.00
Pershing County Commission	\$34,982.00	\$30,573.00
Storey County	\$16,633.00	\$16,929.00
Washoe County	\$283,360.00	\$487,347.00
White Pine County	\$19,220.00	\$42,400.00
Total Service Funding	\$1,490,261.00	\$3,934,453.00

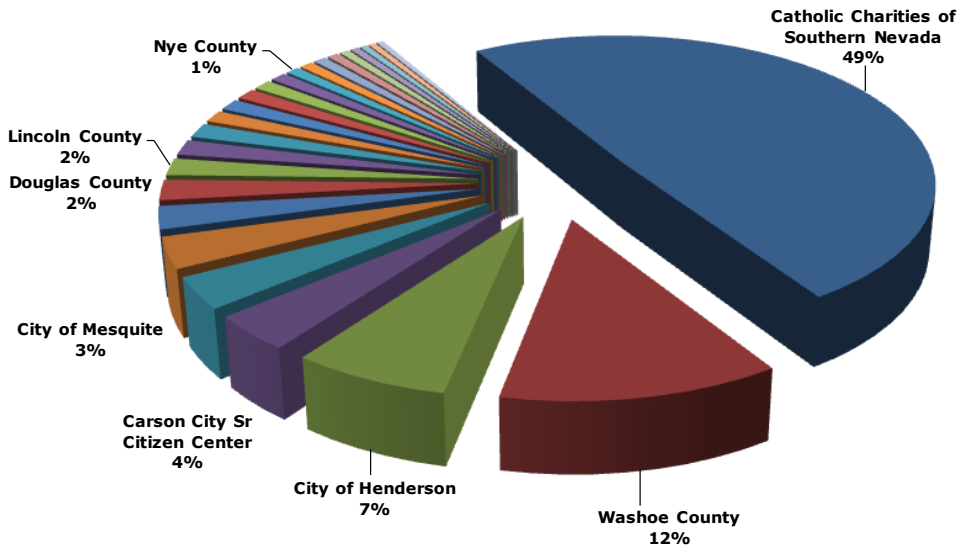
Congregate Meals - FY 2016 Allocation



Washoe County	\$ 283,360.00
City of Henderson	\$ 182,985.00
Carson City Sr Citizen Center	\$ 82,148.00
City of Mesquite	\$ 75,066.00
Douglas County	\$ 72,708.00
Lyon County Human Services	\$ 71,306.00
Pahrump Senior Center	\$ 57,625.00
Boulder City Senior Center	\$ 57,094.00
Nye County	\$ 51,688.00
Lutheran Social Services	\$ 49,829.00
United Seniors, Inc	\$ 47,931.00
Senior Citizens of Humboldt County	\$ 47,254.00
Elko County	\$ 45,137.00
Mineral County	\$ 44,610.00
Older Americans of Lyon County	\$ 41,541.00
Clark Co Urban League	\$ 41,028.00
Pershing County Commission	\$ 34,982.00
Coalition for Senior Citizens	\$ 32,358.00
Lincoln County	\$ 30,000.00
Lander County	\$ 24,281.00
Elko Band Council	\$ 23,824.00
City of Wells	\$ 20,610.00
City of Carlin	\$ 20,000.00
White Pine County	\$ 19,220.00
Eureka County	\$ 17,043.00
Storey County	\$ 16,633.00
TOTAL	\$ 1,490,261.00

Depicted in descending order of funding amount.

Home Delivered Meals - FY 2016 Allocation



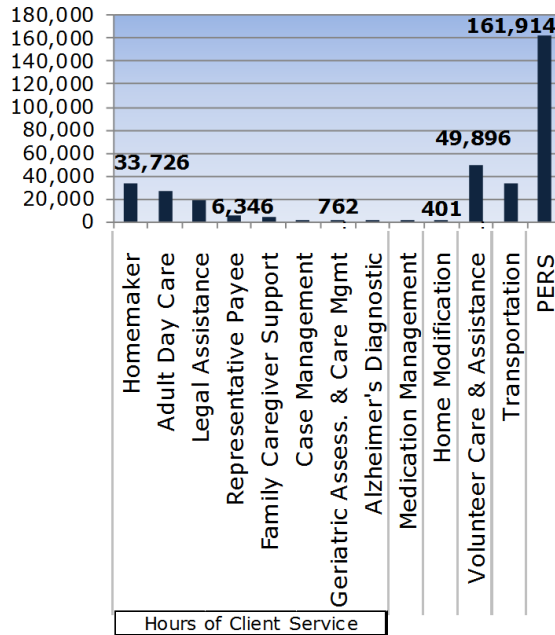
Catholic Charities of Southern Nevada	\$ 1,934,500.00
Washoe County	\$ 487,347.00
City of Henderson	\$ 275,383.00
Carson City Sr Citizen Center	\$ 149,650.00
Coalition for Senior Citizens	\$ 134,069.00
City of Mesquite	\$ 131,130.00
Lyon County Human Services	\$ 96,386.00
Douglas County	\$ 86,308.00
Lincoln County	\$ 72,370.00
Pahrump Senior Center	\$ 66,155.00
Southern Nevada Transit Coalition	\$ 61,777.00
Mineral County	\$ 50,660.00
Older Americans of Lyon County	\$ 48,347.00
Senior Citizens of Humboldt County	\$ 46,460.00
White Pine County	\$ 42,400.00
Boulder City Senior Center	\$ 38,043.00
Nye County	\$ 32,000.00
Elko County	\$ 31,069.00
Pershing County Commission	\$ 30,573.00
City of Wells	\$ 26,419.00
Eureka County	\$ 22,659.00
City of Carlin	\$ 20,000.00
Lander County	\$ 17,744.00
Storey County	\$ 16,929.00
United Seniors, Inc	\$ 16,075.00
TOTAL	\$ 3,934,453.00

Depicted in descending order of funding amount.

OAA TITLE III-B UNITS OF SERVICE - FY '15

Service	Total Units	Units of Service
Medication Management	302	Contacts/Evaluations
Home Modification	401	Evaluations/Modifications
Adult Day Care	27,257	Hours of Client Service
Alzheimer's Diagnostic	317	
Case Management	1,578	
Family Caregiver Support	4,331	
Geriatric Assess. & Care Mgmt	762	
Homemaker	33,726	
Legal Assistance	19,043	
Representative Payee	6,346	
Volunteer Care & Assistance	49,896	
Transportation	33,785	
PERS	161,914	Telephone Calls
	339,657	Total Units

OAA TITLE III-B/D UNITS OF SERVICE - FY '15



**County Funding Listing
OAA Title III-E FY 2016**

County	Grant #	Grantee	Program	Award Amount
Clark	03-061-45-EX-16	East Valley Family Services	Family Caregiver Support	\$56,782.00
	03-067-45-EX-16	St. Rose Dominican Hospital	Family Caregiver Support	\$22,952.00
	Total County Funding			\$79,734.00
Elko	05-003-45-EX-16	Family Resource Center of NE NV	Family Caregiver Support	\$50,544.00
	Total County Funding			\$50,544.00
Lyon	11-001-15-EL-16	Lyon County Human Services	Aging & Disability Resource Center	\$54,000.00
	Total County Funding			\$54,000.00
Multi-County	18-010-45-EX-16	Alzheimer's Association of Northern CA	Family Caregiver Support	\$68,327.00
	18-011-45-EX-16	Desert Southwest Alzheimer's Association	Family Caregiver Support	\$54,376.00
	18-035-15-EL-16	Access to Healthcare Network	Aging & Disability Resource Center	\$391,497.00
	18-038-45-EX-16	Cleveland Clinic Nevada	Family Caregiver Support	\$106,499.00
	18-052-15-EL-16	Nevada Senior Services	Aging & Disability Resource Center	\$126,000.00
	18-052-45-EX-16	Nevada Senior Services	Family Caregiver Support	\$90,313.00
	18-055-15-EL-16	Coalition for Senior Citizens	Aging & Disability Resource Center	\$65,638.00
Total County Funding			\$902,650.00	
Total III-E Funding				\$1,086,928.00

State Transportation Allocations

County	Grant #	Grantee	Program	Award Amount
Lincoln	10-000-10-SX-16	Lincoln County	Transportation	\$27,397.00
	Total County Funding			\$27,397.00
Nye	13-000-10-BS-16	Nye County	Transportation	\$42,603.00
	Total County Funding			\$42,603.00
Total State Transportation Funding				\$70,000.00

Allocation of State Transportation Funds			
FY '12		FY '13	
Vehicle Match (5310)		Vehicle Match (5310)	
Operating Match (5311)		Operating Match (5311)	
Operating/Special Projects		Operating/Special Projects	
Operating/Program Enhancement	\$70,000	Operating/Program Enhancement	\$70,000
Total	\$70,000	Total	\$70,000

Allocation of State Transportation Funds					
FY '14		FY '15		FY '16	
Vehicle Match (5310)		Vehicle Match (5310)		Vehicle Match (5310)	
Operating Match		Operating Match (5311)		Operating Match (5311)	
Operating/Special Projects		Operating/Special Projects		Operating/Special Projects	
Operating/Program Enhancement	\$70,000	Operating/Program Enhancement	\$70,000	Operating/Program Enhancement	\$70,000
Total	\$70,000	Total	\$70,000	Total	\$70,000

State Transportation Vehicle Match Programs Continued		
FY '11	FY '12	FY '13
Rural Transportation Match Lincoln County	Rural Transportation Match Lincoln County Nye County	Rural Transportation Match Lincoln County Nye County
5310 Vehicle Match None	5310 Vehicle Match None	5310 Vehicle Match None
Program Enhancement None	Program Enhancement None	Program Enhancement None
Special Projects Churchill Area Regional Transportation Mineral Co. Care and Share Nye County	Special Projects None	Special Projects None

State Transportation Vehicle Match Programs Continued		
FY '14	FY '15	FY '16
Rural Transportation Lincoln County Special Projects Nye County	Rural Transportation Lincoln County Special Projects Nye County	Rural Transportation Lincoln County Special Projects Nye County
5310 Vehicle Match None	5310 Vehicle Match None	5310 Vehicle Match None
Program Enhancement None	Program Enhancement None	Program Enhancement None

State Volunteer Program Service Allocations

County	Grant #	Grantee	Program	Award Amount
Clark	03-001-16-UX-16	Catholic Charities of Southern Nevada	Companion	\$155,220.00
	03-001-27-RX-16	Catholic Charities of Southern Nevada	Volunteer Care and Assistance	\$48,616.00
	Total County Funding			\$203,836.00
Washoe	16-007-27-RX-16	Board of Regents-NSHE	Volunteer Care and Assistance	\$64,000.00
	Total County Funding			\$64,000.00
Multi-County	18-005-27-RX-16	Rural Counties RSVP	Volunteer Care and Assistance	\$21,080.00
	18-019-16-UX-16	Seniors in Service	Companion	\$71,870.00
	Total County Funding			\$92,950.00
			Total State Volunteer Funding	\$360,786.00

Waitlists for RD Unit Grantees' Critical Services

ADSD routinely conducts surveys of its grantees to identify waitlist and other service related information. The most recent waitlist surveys were conducted in April 2015 for Social Services and in July 2015 for Nutrition Services, to ascertain the current number of seniors waiting for critical services. The criteria for placing a "client on a waitlist" is: individuals who have been screened or assessed and determined eligible for the program but must be placed in a hold status until service slot is available.

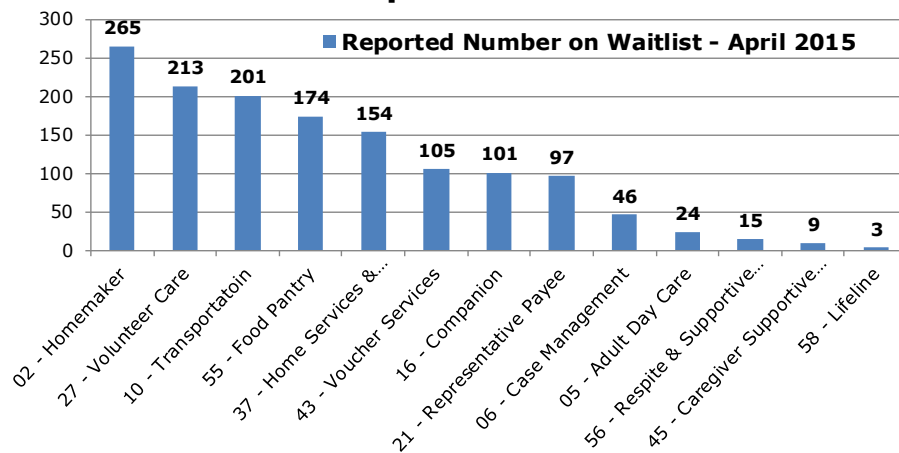
Social Services

The Social Service survey was distributed as part of the FY 2016 Competitive Grant Application to 66 grantees, and had a 48 percent response rate (32 responses). These 32 responses

represented 70 programs. Of those, 27 programs (39%) use waitlists; 43 programs (61%) do not use waitlists. The responses were analyzed and these are the most significant findings.

- 1,407 seniors are currently waiting for critical and needed services.
- Seniors on waitlists wait from a day to over two years for needed services.
- 265 older adults are waiting for Homemaker Service, which is a person-centered homemaker and chore assistance service, provided to individuals, age 60 and older, who are unable to perform some or all of their desired homemaker services, due to identified functional deficiencies, and because they are in need of a support system to provide essential homemaker services.
- 213 seniors are waiting for Volunteer Care Services, which is supportive and assistive services for older individuals in their own homes, to help maintain their independence. Individuals needing services are typically alone and frail, chronically ill, homebound, and/or dependent on a primary caregiver. This service also provides health benefit counseling and assistance. For more information on this service, see also: <http://adsd.nv.gov/uploadedFiles/adsdnv.gov/content/Programs/Grant/ServSpecs/VolunteerCareandAssistance.pdf>
- 201 older adults are waiting for Transportation Services, which provides safe transportation for access to services such as nutrition, medical services, social services, adult day care, shopping and socialization.
- Other services with large waitlists include Food Pantry (174), Home Service and Vehicle Modification (154), Voucher Services (105), Companion Services (101), and Representative Payee (97).

Reported Number on Waitlist April 2015

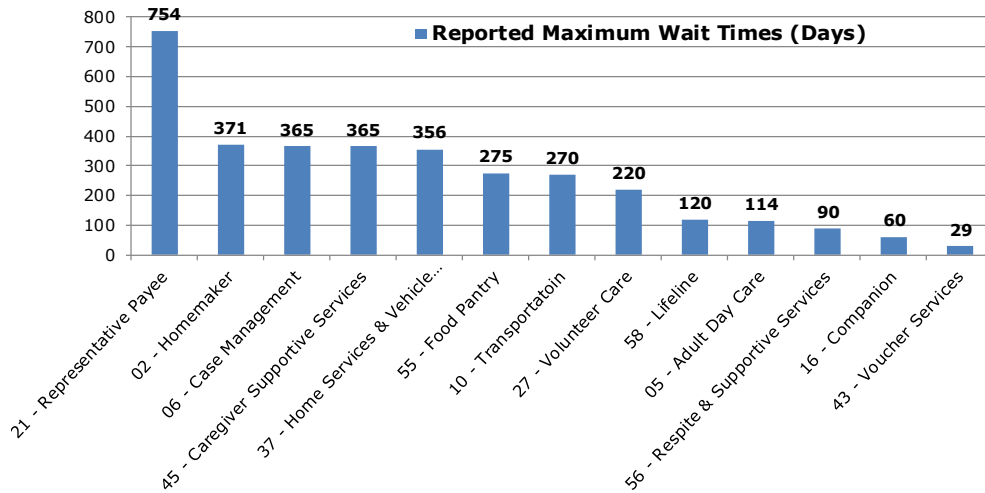


As mentioned in Appendix B of the State Plan, Nevada’s economic recession combined with its high growth rate in the numbers of Nevada elders has greatly affected community based organizations’ ability to meet the demand for services. To help ensure essential services are available for seniors, the Division developed its Core Services funding model, which identifies priorities in service funding as the available money decreases. Core Services includes those services that can directly prevent nursing home admission.

Length of Wait Time

Thirteen services with the longest waitlist, ranked from longest to shortest waitlist include: Representative Payee; Homemaker, Case Management, Caregiver Supportive Services, Home Services and Vehicle Modifications, Food Pantry, Transportation, Volunteer Care, Lifeline, Adult Daycare, Respite and Supportive Services, Companion, and Voucher Services.

Reported Maximum Wait Time (Days) April 2015



Reasons for Waitlist: Community Partners provided reasons for wait time (see below), which varied somewhat, but a recurring reason for putting seniors on waitlists is “lack of funding.” Based on the survey conducted in April 2015, partners reported the most significant numbers on waitlists in the following service categories.

Agencies with waitlists are categorized under the services provided.

Representative Payee

- Clark County Public Guardian with 97 clients waiting 754 days for services.

Homemaker

- Nevada Rural Counties RSVP with 195 clients currently waiting for services.
- Washoe County Senior Services with 46 clients waiting 182-365 days for services.
- Mt Grant General Hospital Home Health with 18 clients waiting 371 days for services.
- Pleasant Senior Center with 4 clients currently waiting for services.
- Lincoln County Human Services with 2 clients currently waiting for services.

Case Management

- Washoe County Senior Services with 46 clients waiting 182-365 days for services.

Caregiver Supportive Services

- Elko Family Resource Center with 9 clients waiting 365 days for services.

Home Services & Vehicle Modification

- Jewish Federation of Las Vegas / Las Vegas Senior Lifeline with three (3) clients waiting 60 days for services.
- Nevada Senior Services, Inc. with 151 clients waiting 356 days for services.

Food Pantry

- James Seastrand Helping Hands of North Las Vegas with 174 clients waiting 275 days for services.

Transportation

- Helping Hands of Henderson with 133 clients waiting 180 days for services.
- Nevada Rural Counties RSVP with 68 clients waiting 270 days for services.

Volunteer Care

- St. Rose Dominican Helping Hands of Henderson with 133 clients waiting an average of 180 days for services.
- Sanford Center for Aging, UNR with 49 clients waiting an average of 220 days for services.
- Nevada Rural Counties RSVP with 31 clients waiting a maximum of 120 days for services.

Lifeline

- Nevada Rural Counties RSVP with 3 clients waiting a maximum of 120 days for services.

Adult Daycare

- Nevada Senior Services, Inc. with 20 clients waiting 60-90 days for services.
- Washoe County Social Services with 4 clients waiting 114 days for services.

Respite and Supportive Services

- Nevada Senior Services, Inc. with an average of 15 clients waiting 60-90 days for services.

Senior Companion

- Seniors In Service with 101 clients waiting 60 days for services.

Voucher Services

- Alzheimer's Association, Desert Southwest with 67 clients waiting 29 days for services.
- Seniors In Service with 38 clients waiting for services.

Eight (8) services identified wait times greater than six (6) months: Representative Payee, Homemaker, Case Management, Caregiver Supportive Services, Home Services & Vehicle Modification, Food Pantry, Transportation, and Volunteer Care. The services with the longest wait times are Nutrition Services and Home Delivered Meals, per the following page.

Nutrition Services

A Nutrition Grantee Survey was conducted July 23, 2015 - August 3, 2015 as part of the FY 2016 Competitive Grant Application to identify Waitlists by Program. The survey had 23 respondents; only two (2) programs indicated waitlists, with waiting times ranging from 14-90 days.

- 613 seniors were waiting for Home Delivered Meal Services.
- Seniors are on waitlists wait from 14-90 days before they are able to receive this critical service.
- Catholic Charities of Southern Nevada with 593 clients waiting 14-90 days for services. ADSD increased Catholic Charities' FY 2016 funding amount by \$561,238 over its FY 2015 budget to help resolve this waitlist.
- City of Henderson with 20 clients waiting 20 days for services. ADSD increased the City of Henderson's FY 2016 funding amount by \$3,115 over its FY 2015 budget to help resolve this waitlist.

With the federal restoration of Sequestered, Title III-C funds, ADSD was able to totally eliminate these waitlists in October, 2015.