



BRIAN SANDOVAL
Governor

Richard Whitley
Director
Jane Gruner
Administrator

GOVERNOR'S COMMISSION ON AGING
NRS 439 REPORT
COMMUNITY NEEDS AND PRIORITIES
FOR OLDER NEVADANS



Submitted to
Richard Whitley, Director
Department of Health and Human Services
June, 2016

TABLE OF CONTENTS

Executive Summary	Page 1
Population Facts	Page 2
Community Needs and Priorities for Older Nevadans	Page 3
Statewide Focus Groups	Page 3
Independent Living Grant Waitlists	Page 5
Population Graphs	Page 6
Funding Graphs	Page 8
List of ILG Grantees	Page 10
Resource List	Page 14



AGING AND DISABILITY SERVICES DIVISION

COMMISSION ON AGING

June, 2016

Nevada Commission on Aging

Voting Members:

*Nancy Andersen,
Member at
Large*

*Stavros
Anthony,
Mayor Pro Tem
Las Vegas*

*Maria Donald,
Member at
Large*

*Jacob Harmon,
Member at
Large*

*Lisa Krasner,
Member at
Large*

*Travis Lee,
Douglas County
Sr. Services &
Transportation*

*Connie
McMullen,
Member at
Large*

*John Rice,
Councilman
Elko*

*Jose (Joe) Tinio
Member at
Large*

*Patsy Waits,
Commissioner
Lander County*

This is the final report from the Commission on Aging, NRS 439 Subcommittee.

This report provides information about the Independent Living Grants and the seniors for whom they provide a safety net of home and community based services. Provision of these services saves \$17 million annually in General Funds and keeps older people living, as most people wish to do, independently in their own homes.

According to the U.S. Census, the estimated population of Nevada in 2014 was 2,839,099. Fourteen percent, or 397,474 of those residents are 65 years of age or older. Eight percent of those older than 65 – 31,798 people - live in poverty at 100% of the Federal Poverty Level and 36% of them have a disability.

The three most needed services, as delineated in this report, are Case Management, Home Health Care and Transportation. However, all home and community based services are important to keep older people in their homes and to save taxpayer dollars.

The recommendations in this report are submitted for consideration in the apportionment of the Fund for a Healthy Nevada. It is recommended that the funding for these grants continue to keep up with the growth of the population. However, as the tobacco settlement funds diminish, the need for these services will increase. Finding alternative funding is critical.

COA Subcommittee for NRS 439 Report:

Patsy Waits
Lander County

Jose Tinio
Clark County

Travis Lee
Douglas County

Nevada Commission on Aging

Non-Voting Members

*Richard Whitley,
Director,
Department of
Health and Human
Services*

*Jane Gruner,
Administrator,
Aging and Disability
Services Division*

*Joyce Woodhouse,
State Senator*

*Glenn Trowbridge,
State Assemblyman*

POPULATION FACTS

Over 397,474 people in Nevada are 65 years of age and older.

Nevada has been one of the top four fastest growing states in the U.S. since 1984. Nevada adults age 85 and older increased 77.7 percent in Nevada, compared with only 29.75 percent nationwide, in the decade ending 2010. All statistics on the aging population of the United States show that Nevada's number of older adults has been skyrocketing. However, the federal and state funding has not increased and in some years it has decreased. The need for increased services, e.g. transportation, housing and access to health providers and providers of other services, has risen just as dramatically.

Nevada is the seventh largest state nationwide, with most of the population and critical services concentrated in three urban areas. A unique service challenge is created because the remainder of the population is dispersed throughout fourteen rural and frontier counties. Remote areas, geographic obstacles, severe weather conditions, poor communication systems in some areas and lack of adequate transportation all contribute to a lack of resources and services.

Of Nevada's 65 and older population, 36 percent (over 143,000 people) are living with a disability. Chronic diseases and disabilities greatly affect a person's ability to perform activities, making life not only difficult, but restricting engagement in life and enjoyment of family and friends; often forcing older adults to give up their independence. Older people with disabilities are in great need of the services provided by the Independent Living Grants.

Nevada has more than twice the U.S. average number of geriatric suicides per year, according to the 2016 report from the Nevada Department of Health and Human Services. Risk factors include a diagnosis of new illness, chronic diseases, pain, disability, medication interactions and side effects, social isolation, poor nutrition, substance abuse, loss of loved one and caregiving. Some of these risk factors can be avoided by improving the appropriate services, thereby reducing the geriatric suicide rate in Nevada.

COMMUNITY NEEDS AND PRIORITIES FOR OLDER NEVADANS

The nine core services that have been identified by Aging and Disability Services Division (ADSD) as most instrumental in maintaining independence, based on numerous studies over the past several years, are, in alphabetical order:

Adult Day Care
Aging and Disability Resource Center
Case Management
Home Care/Homemaker
Legal Services
Personal Emergency Response System
Respite Care
Senior Companion
Transportation Services

STATEWIDE FOCUS GROUPS – 2015

In preparation for the State Plan of 2016-2020, ADSD Deputy Administrator Jill Berntson and staff conducted 21 focus groups throughout Nevada. The groups were comprised of 198 senior center participants, some chosen by the senior center director and others from the general community. The participants were provided, in advance, with the seven questions that were asked to give them time to prepare their answers. An average of 9 people attended each group, 2/3 female and 1/3 male. They were diverse in income, education and vocation. Following is a list of the questions asked and generalized analysis of the answers. The full plan and analysis can be found at the ADSD website as soon as it is finalized.

Question 1: Where do you go or who do you talk to in your community, when you need help in finding services for older adults? (*Older adults are those age 60 and above*). The answer most often cited was the senior center.

Question 2: Has there been a time when you or someone you know wasn't able to find needed help or services? The answer most often cited was the lack of awareness of available services. Case management services were a significant need, as was a lack of service providers.

Question 3: What worries you or other seniors you know the most about being able to sustain independence? What assistance or services would most help you to stay independent? Answers: The most requested services to maintain independent living are: homemaker and home maintenance; home and vehicle modifications; and transportation to obtain food, groceries and prescriptions. Additionally, participants in all areas of the state cited home health care as a need to keep them safe in their homes.

Question 4: What has been your experience with transportation services? Answer: The participant responses were so varied that drawing trends regarding transportation problems was not possible, except to say that adequate transportation remains the greatest need throughout Nevada, both in town and long distance.

Question 5: What types of health promotion, disease prevention programming would you use, if it were offered at a convenient site? Which of these might interest you and what other kinds of programming do you suggest? What sites might you go to for health promotion and disease prevention programming? Answer: There was enthusiasm throughout the state for health services, health promotion and disease prevention activities.

Question 6: Do you or older adults you know ever talk or worry about abuse, neglect or financial exploitation? From what you hear, how prevalent is senior abuse, neglect and financial exploitation in your community? Answers: Participants were most concerned about scams perpetrated over the phone or by computer. They also named exploitation as the second most frequent form of abuse.

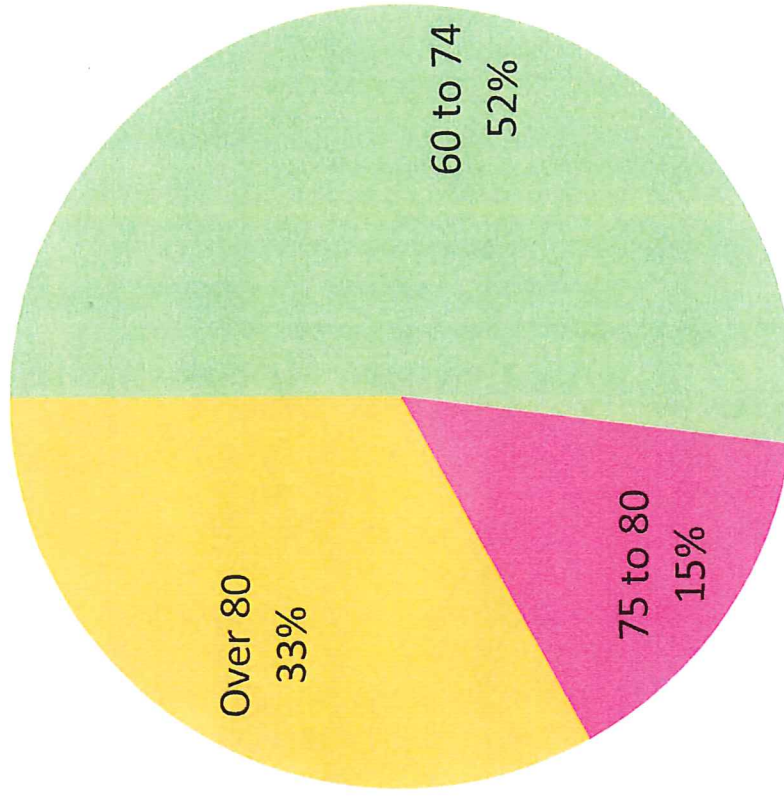
Question 7: From what you know and see, what can you tell us about the adequacy of nutrition and food for seniors? Do you know of seniors who are hungry and unable to have enough food? What are some examples of such situations? Answers: Generally, participants noted it is fairly easy to access food. There was some concern about the management of the sites, as younger people were able to stand in line longer, so they were first in line and got more choices. Participants at all sites said home delivered meals are going very well, with the community being able to help identify seniors in need.

ILG WAITLIST INFORMATION AS OF MAY 2, 2016

- 46 Agencies Responded.
- 12 Agencies indicated they had a current waitlists (below sorted by Money Needed to Resolve)

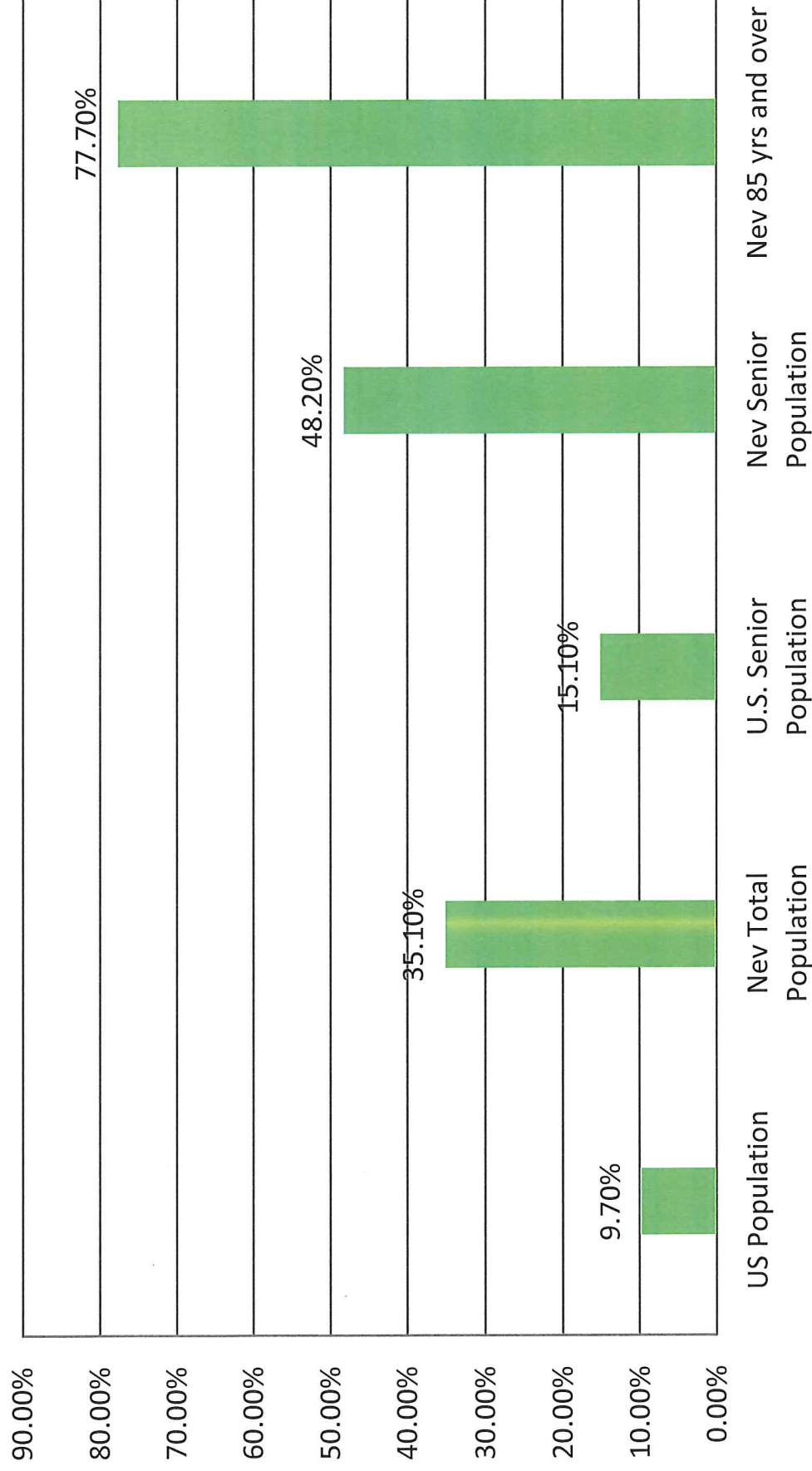
AGENCY	GRANT NUMBER	Service	# on Waitlist	Avg Time on WL	Money needed to Resolve
Helping Hands of Vegas Valley	03-033-10-LX-16	Transportation	577	478	\$ 577,000.00
Helping Hands of Vegas Valley	03-033-27-LX-16	Volunteer Care	577	478	\$ 577,000.00
Jewish Federation of Las Vegas	03-064-02-LX-16	Homemaker	107	150	\$ 126,632.00
Dignity Health - St. Rose /HH of Henderson	03-067-10-LX-16	Transportation	175	180	\$ 79,760.00
James Seastrand HH of NLV	03-030-55-LX-16	Food Pantry	160	278	\$ 57,000.00
Seniors in Service	18-019-16-UL-16	Senior Companion Program	Y	60	\$ 52,988.00
MT Grant General Hospital	12-001-02-BC-16	Homemaker	19	324	\$ 29,610.00
Dignity Health - St. Rose /HH of Henderson	03-067-27-BX-16	Volunteer Care & Assistance	175	180	\$ 15,346.00
Senior Citizens of Humboldt County (Pleasant SC)	08-000-02-BC-16	Homemaker	13	180	\$ 7,020.00
More to Life Adult Day Health Center	16-037-05-LX-16	Adult Day Care	5	60	\$ 6,000.00
Helping Hands of Vegas Valley	18-033-43-LX-16	Voucher Services	121	180	\$ 121.00
Clark County Public Guardian	03-015-21-LX-16	Representative Payee Service	45	319	

ILG Recipients



Source: Governor's Commission on Aging NRS 439 Report, June 2014

Percentage Growth from 2000 to 2010: US vs. Nevada



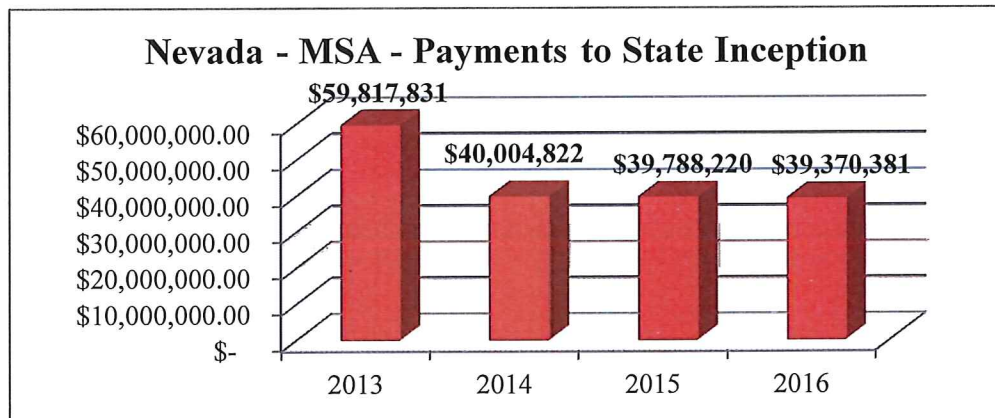
Source: US Census Bureau, Census 2010
 Elders Count Nevada (2013), Sanford Center for Aging, University of Nevada Reno

FUNDING GRAPHS

Preface

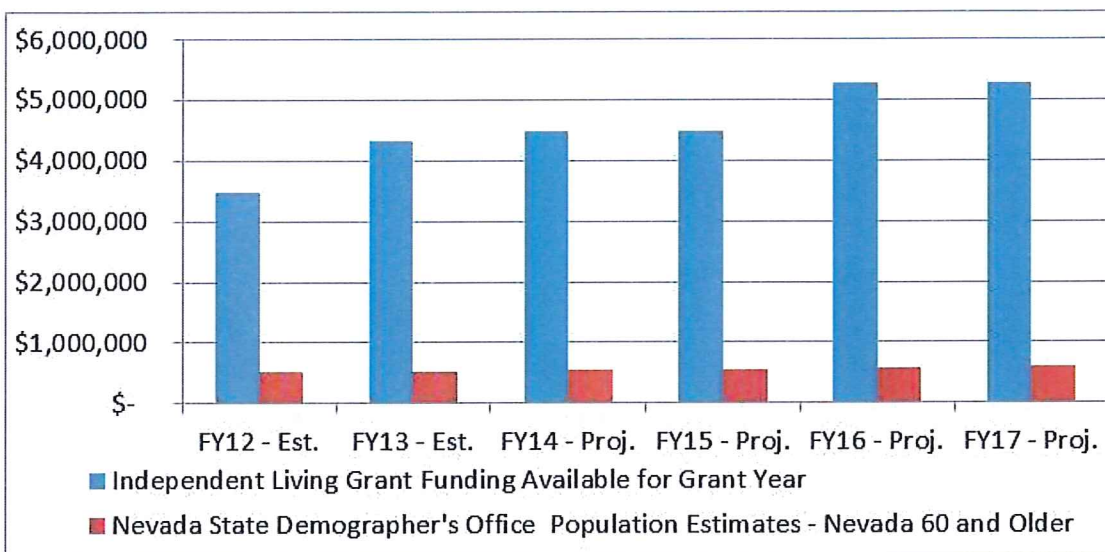
In 1999, the Nevada Legislature approved two bills which determine how the tobacco settlement proceeds are distributed. Pursuant to the mandates set forth by the Nevada Legislature in Assembly Bill 474 and Senate Bill 496, approximately 60% of Nevada's annual MSA payment goes toward health care programs, and 40% funds Nevada's Millennium Scholarship Program. The Nevada State Treasurer is charged with administering the annual MSA payments.

Graph – Nevada total tobacco settlement funding available and percentage of money used on Independent Living Grants or disability services



Source: http://www.naag.org/naag/about_naag/naag-center-for-tobacco-and-public-health/master-settlement-agreement/msa-payment-info.php

Available Funding - Amounts Available for ILG Grants						
	FY12 - Est.	FY13 - Est.	FY14 - Proj.	FY15 - Proj.	FY16 - Proj.	FY17 - Proj.
Independent Living Grant Funding Available for Grant Year	\$ 3,480,710	\$ 4,337,056	\$ 4,488,063	\$ 4,488,772	\$ 5,271,999	\$ 5,272,003
Nevada State Demographer's Office Population Estimates - Nevada 60 and Older	510,322	528,926	545,174	561,163	577,526	594,453
Percent Change from Prior Year - Funding		24.60%	3.48%	0.02%	17.45%	0.00%
Percent Change from Prior Year - Population		3.65%	3.07%	2.93%	2.92%	2.93%
Amount Per Person	\$ 6.82	\$ 8.20	\$ 8.23	\$ 8.00	\$ 9.13	\$ 8.87
Percent Change from Prior Year - Population		20.22%	0.40%	-2.83%	14.12%	-2.85%



	FY12 - Est.	FY13 - Est.	FY14 - Proj.	FY15 - Proj.	FY16 - Proj.	FY17 - Proj.
60 to 64 Years of Age	150,842	154,972	158,976	162,991	167,051	171,481
65 to 69 Years of Age	128,620	132,954	135,379	138,241	141,865	143,335
70 to 74 Years of Age	94,477	100,742	105,532	108,724	111,132	115,607
75 to 79 Years of Age	61,904	64,193	67,072	70,248	73,188	78,286
80 to 84 Years of Age	39,837	40,083	41,208	42,851	45,054	45,554
85 Years of Age and Over	34,642	35,982	37,007	38,108	39,236	40,190
TOTAL - Age 60 and Older	510,322	528,926	545,174	561,163	577,526	594,453

	FY12 - Est.	FY13 - Est.	FY14 - Proj.	FY15 - Proj.	FY16 - Proj.	FY17 - Proj.
Nevada State Demographer's Office Population Estimates - Nevada 60 and Older	510,322	528,926	545,174	561,163	577,526	594,453
Nevada State Demographer's Office Population Estimates - Nevada 80 and Older	34,642	35,982	37,007	38,108	39,236	40,190

Source: <http://www.nvdemography.org/data-and-publications/>

PROGRAMS FUNDED FOR SFY 2015 WITH INDEPENDENT LIVING GRANTS BY COUNTY

County	Program	Service
Carson	Access to Healthcare Network	Volunteer Care and Assistance
	Alzheimer's Association of Northern NV	Respite Vouchers
	Jump Around Carson	Transportation
	Nevada Legal Services	Legal Assistance
	Rural RSVP	Personal Emergency Response System
	Rural RSVP	Transportation
	Seniors in Service	Companion
	Seniors in Service	Respite
	The Continuum	Home Safety, Modification and Repair
Churchill	Access to Healthcare Network	Volunteer Care and Assistance
	Alzheimer's Association of Northern NV	Respite Vouchers
	Churchill Area Regional Transportation	Transportation
	Nevada Legal Services	Legal Assistance
	Rural RSVP	Personal Emergency Response System
	Rural RSVP	Transportation
	Seniors in Service	Companion
	Seniors in Service	Respite
	The Continuum	Home Safety, Modification and Repair
Clark	Alzheimer's Association of Southern NV	Respite Vouchers
	Blind Center of Nevada	Transportation
	Blind Center of Nevada	Transportation Vouchers
	Boulder City Senior Center	Volunteer Care and Assistance
	Catholic Charities of Southern Nevada	Case Management
	Catholic Charities of Southern Nevada	Medical Nutrition Therapy
	Helping Hands of Henderson	Transportation
	Helping Hands of Vegas Valley	Respite Vouchers
	Helping Hands of Vegas Valley	Volunteer Care and Assistance
	Helping Hands of Vegas Valley	Transportation
	James Seastrand Helping Hands of NLV	Volunteer Care and Assistance
	James Seastrand Helping Hands of NLV	Food Pantry
	James Seastrand Helping Hands of NLV	Home Safety, Modification and Repair
	Jewish Federation of Las Vegas	Homemaker
	Jude 22 Senior Nutrition Program	Food Pantry
	Nevada Legal Services	Legal Assistance
	Nevada Senior Services	Home Safety, Modification and Repair
	Overton Senior Center	Transportation
	RTC of Southern Nevada	Transportation
	Rural RSVP	Personal Emergency Response System
	Rural RSVP	Transportation
	Southern Nevada Transit Coalition	Transportation
	Southern NV Senior Law Program	Legal (Ward Representation)
	The Urban League	Transportation

Douglas	Access to Healthcare Network	Volunteer Care and Assistance
	Alzheimer's Association of Northern NV	Respite Vouchers
	Douglas County Senior Services	Transportation
	Douglas County Senior Services	Personal Emergency Response System
	Nevada Legal Services	Legal Assistance
	Rural RSVP	Personal Emergency Response System
	Rural RSVP	Transportation
	Seniors in Service	Companion
	Seniors in Service	Respite
	The Continuum	Home Safety, Modification and Repair
		Volunteer Care and Assistance
Elko	Access to Healthcare Network	Respite Vouchers
	Alzheimer's Association of Northern NV	Transportation
	Carlin Senior Center	Transportation
	Elko County	Legal Assistance
	Nevada Legal Services	Personal Emergency Response System
	Rural RSVP	Transportation
	Rural RSVP	Companion
	Seniors in Service	Respite
	Seniors in Service	Respite Vouchers
		Legal Assistance
Esmeralda	Alzheimer's Association of Southern NV	Personal Emergency Response System
	Nevada Legal Services	Transportation
	Rural RSVP	
	Rural RSVP	
Eureka	Access to Healthcare Network	Volunteer Care and Assistance
	Alzheimer's Association of Northern NV	Respite Vouchers
	Nevada Legal Services	Legal Assistance
	Rural RSVP	Personal Emergency Response System
	Rural RSVP	Transportation
	Seniors in Service	Respite
Humboldt	Access to Healthcare Network	Volunteer Care and Assistance
	Alzheimer's Association of Northern NV	Respite Vouchers
	Nevada Legal Services	Legal Assistance
	Rural RSVP	Personal Emergency Response System
	Rural RSVP	Transportation
	Senior Citizens of Humboldt County	Transportation
	Seniors in Service	Respite
Lander	Access to Healthcare Network	Volunteer Care and Assistance
	Alzheimer's Association of Northern NV	Respite Vouchers
	Battle Mountain Senior Center	Transportation
	Nevada Legal Services	Legal Assistance
	Seniors in Service	Respite
Lincoln	Alzheimer's Association of Southern NV	Respite Vouchers
	Nevada Legal Services	Legal Assistance
	Rural RSVP	Personal Emergency Response System
	Rural RSVP	Transportation
Lyon	Access to Healthcare Network	Volunteer Care and Assistance
	Alzheimer's Association of Northern NV	Respite Vouchers
	Lyon County Senior Services	Transportation

Mineral	Nevada Legal Services	Legal Assistance
	Rural RSVP	Personal Emergency Response System
	Rural RSVP	Transportation
	Seniors in Service	Companion
	Seniors in Service	Respite
	The Continuum	Home Safety, Modification and Repair
	Access to Healthcare Network	Volunteer Care and Assistance
	Alzheimer's Association of Northern NV	Respite Vouchers
	Mineral County Senior Services	Transportation
	Nevada Legal Services	Legal Assistance
Nye	Rural RSVP	Personal Emergency Response System
	Rural RSVP	Transportation
	Seniors in Service	Companion
	Seniors in Service	Respite
	The Continuum	Home Safety, Modification and Repair
	Alzheimer's Association of Southern NV	Respite Vouchers
	Nevada Legal Services	Legal Assistance
	Nevada Senior Services	Home Safety, Modification and Repair
	Pahrump Senior Center	Transportation
	Rural RSVP	Personal Emergency Response System
Pershing	Rural RSVP	Transportation
	Seniors in Service	Respite
	Access to Healthcare Network	Volunteer Care and Assistance
	Alzheimer's Association of Northern NV	Respite Vouchers
	Nevada Legal Services	Legal Assistance
	Rural RSVP	Personal Emergency Response System
	Rural RSVP	Transportation
	Seniors in Service	Companion
	Seniors in Service	Respite
	Access to Healthcare Network	Volunteer Care and Assistance
Storey	Alzheimer's Association of Northern NV	Respite Vouchers
	Nevada Legal Services	Legal Assistance
	Rural RSVP	Personal Emergency Response System
	Rural RSVP	Transportation
	Seniors in Service	Companion
	Seniors in Service	Respite
	Access to Healthcare Network	Volunteer Care and Assistance
	Alzheimer's Association of Northern NV	Respite Vouchers
	Nevada Legal Services	Legal Assistance
	Rural RSVP	Personal Emergency Response System
Washoe	Rural RSVP	Transportation
	Seniors in Service	Companion
	Seniors in Service	Respite
	Access to Healthcare Network	Volunteer Care and Assistance
	Alzheimer's Association of Northern NV	Respite Vouchers
	Nevada Legal Services	Legal Assistance
	Rural RSVP	Personal Emergency Response System
	Rural RSVP	Transportation
	Seniors in Service	Companion
	Seniors in Service	Respite
	The Continuum	Adult Day Care
	The Continuum	Home Safety, Modification and Repair
	UNR Board of Regents	Volunteer Care and Assistance
	Washoe County Senior Center	Case Management
	Washoe Legal Services	Legal (Ward Representation)

White Pine

Access to Healthcare Network
Alzheimer's Association of Northern NV
Nevada Legal Services
Rural RSVP
Rural RSVP
White Pine Social Services

Volunteer Care and Assistance
Respite Vouchers
Legal Assistance
Personal Emergency Response System
Transportation
Transportation

Resource Material

Resources and research components

2015 Statewide Focus Groups

Department of Health & Human Services Directors Office Budget Hearing, February 2015

Governor's Commission on Aging 2014, NRS 439 Report Community Needs and Priorities for Older Nevadans

Nevada Aging and Disability Services Division 2015 Annual Report for Independent Living Grants

Nevada Aging and Disability Services Division, Integration Plan: Consumers, Staff and Provider Survey Report

Nevada Aging and Disability Services Division, Service Provider Waitlist, May 2016

Nevada Demographic Data

Nevada Department of Health & Human Services Fact Book 2016

State Plan for Aging Services (DRAFT) 10-01-2016 to 09-30-2020