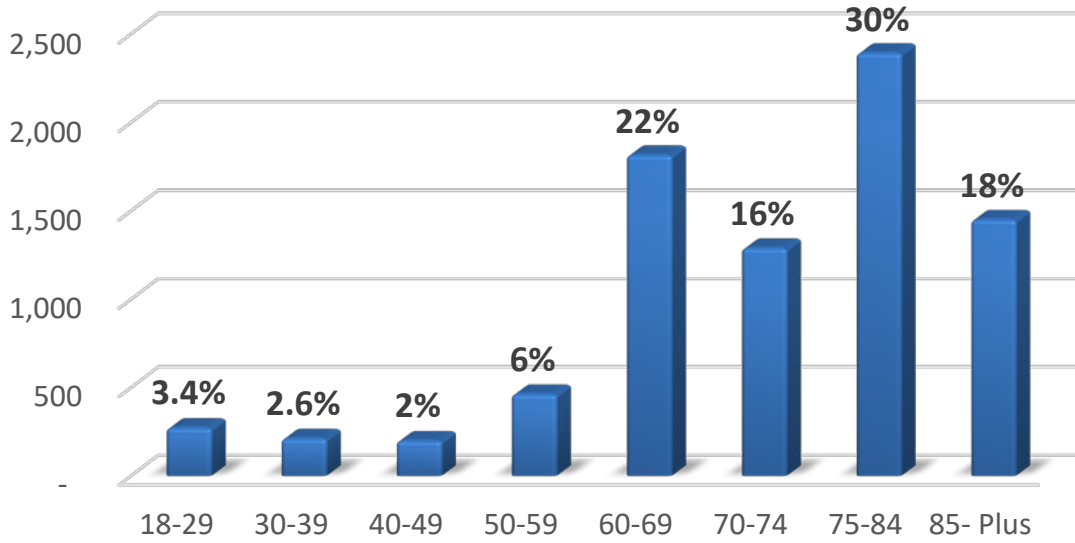




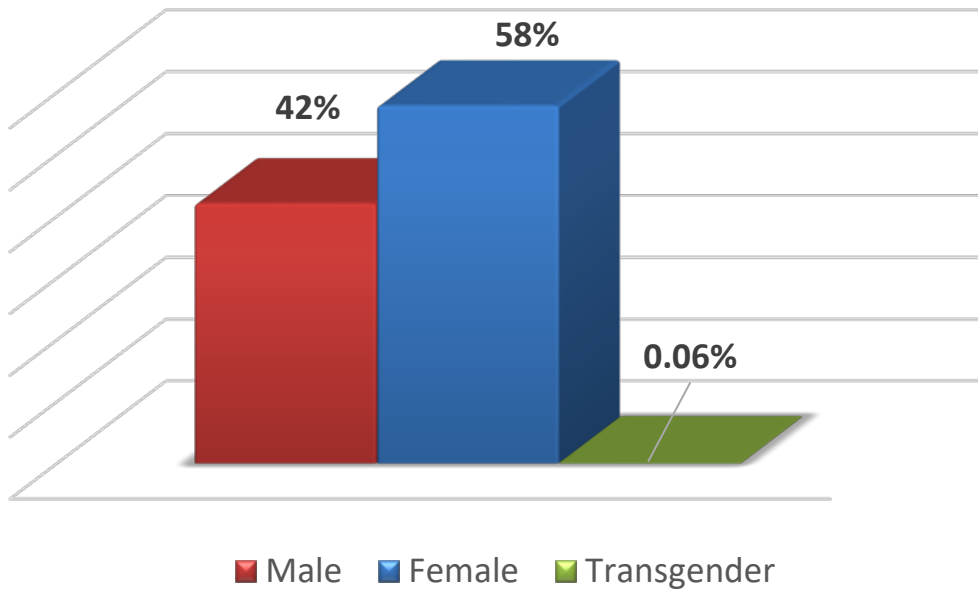
State Fiscal Year 2021 Statistics

7/1/2020 to 6/30/2021

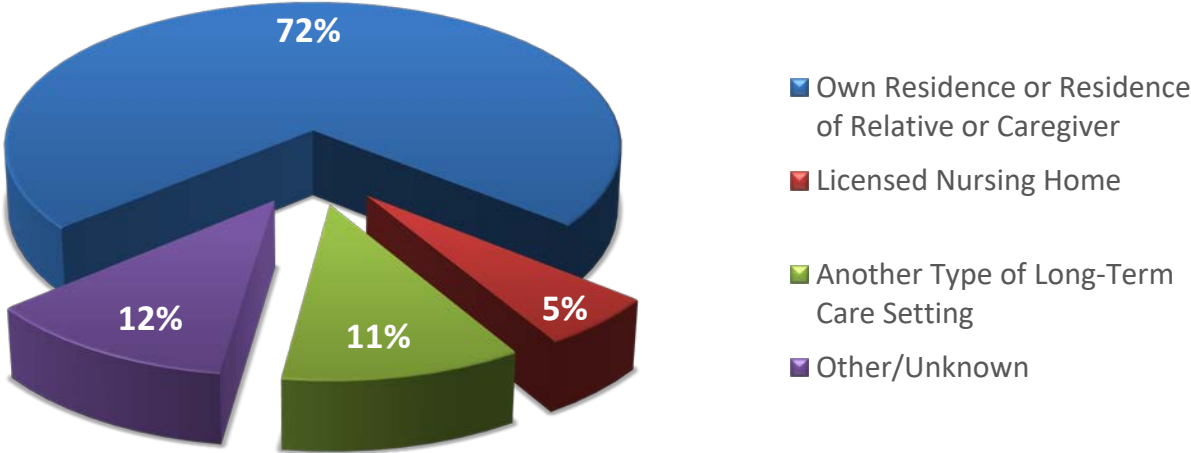
SFY 21 - Percent of Vulnerable Adult Abuse by Age Group



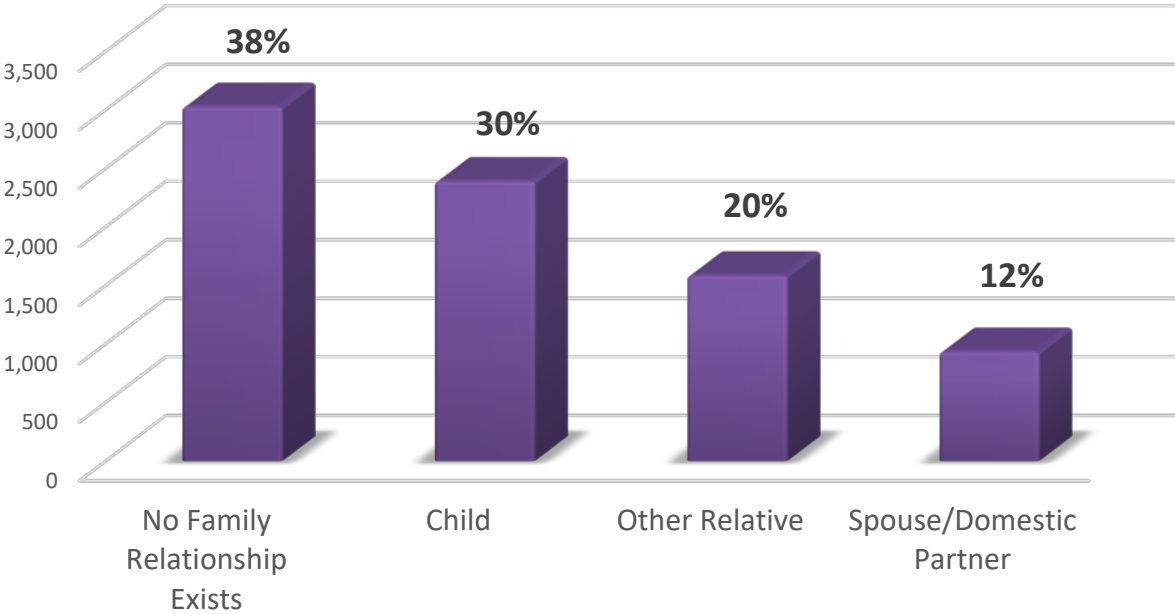
SFY 21 - Percent of Vulnerable Adult Abuse by Gender



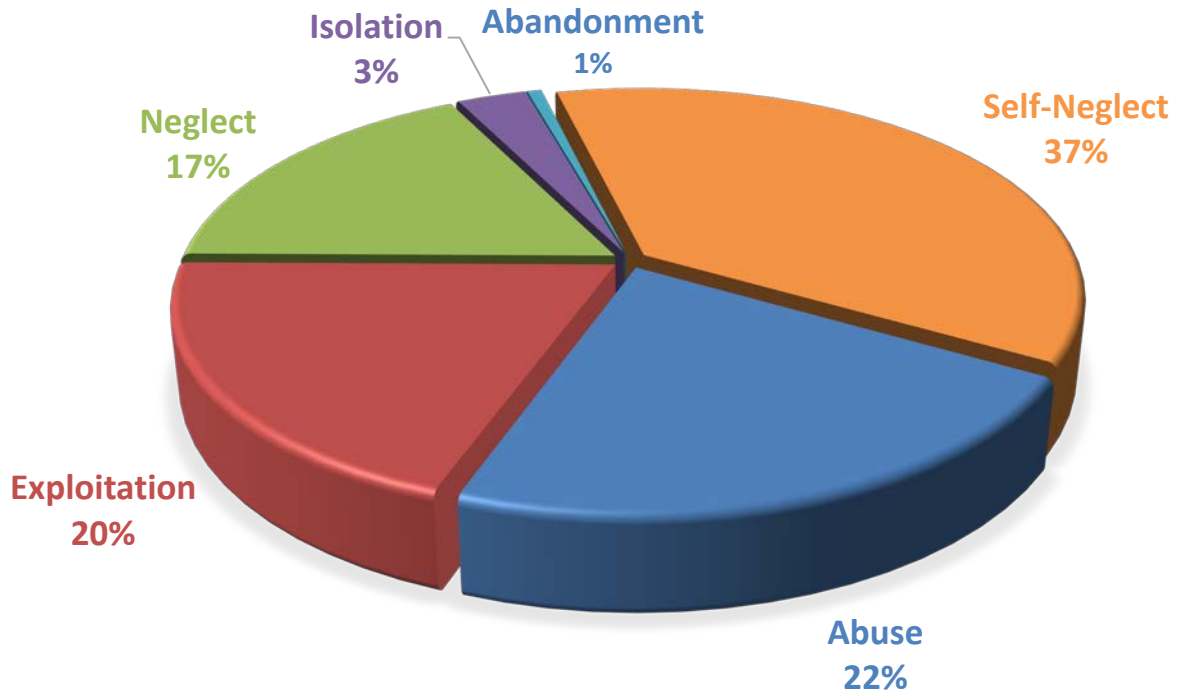
SFY 21 - Percent of Vulnerable Adult Abuse by Residence



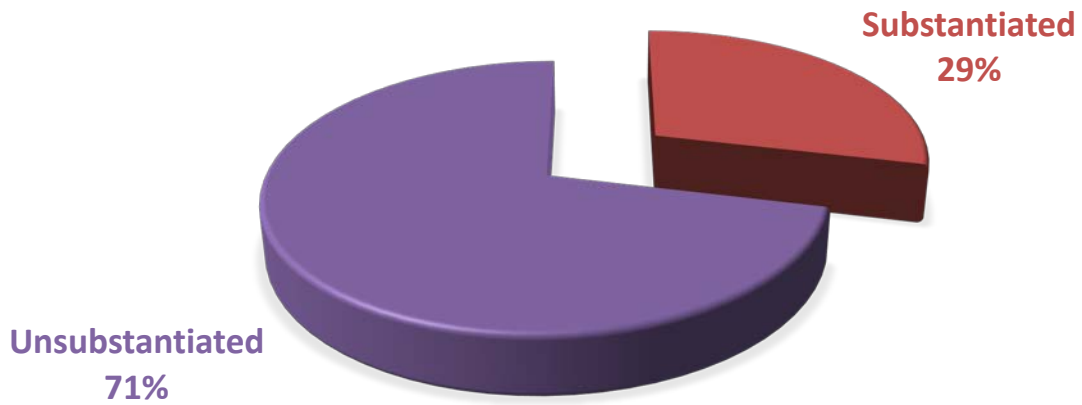
SFY 21 - Percentage of Vulnerable Adult Abuse by Persons of Interest (Excluding Self)



SFY 21 - PERCENT OF VULNERABLE ADULT ABUSE BY ALLEGATION



APPROXIMATELY 1 IN 4 REPORTS ARE SUBSTANTIATED



STATE OF NEVADA AGING AND DISABILTY SERVICES DIVISION
Adult Protective Services Client Demographics by County
For cases closed between 07/01/2020 and 06/30/2021

County	Gender				Age at Intake								
	Male	Female	Trans-gender	Total	18-29	30-39	40-49	50-59	60-69	70-74	75-84	85- Plus	Total
Carson City	111	166	0	277	11	11	4	12	60	48	70	61	277
Churchill	39	57	0	96	6	2	2	2	27	16	23	18	96
Clark	2,147	3,018	0	5,165	187	151	154	317	1,111	790	1,514	941	5,165
Douglas	53	78	0	131	1	1	0	1	21	29	49	29	131
Elko	73	63	0	136	5	2	3	16	38	26	30	16	136
Eureka	2	2	0	4	1	0	0	0	2	0	1	0	4
Humboldt	17	22	0	39	0	3	2	4	6	5	14	5	39
Lander	4	7	0	11	0	0	1	2	1	3	4	0	11
Lincoln	4	6	0	10	0	0	0	1	2	0	4	3	10
Lyon	87	118	0	205	5	5	1	9	43	40	68	34	205
Mineral	7	12	0	19	0	0	0	0	1	6	8	4	19
Nye	122	162	0	284	3	4	3	14	78	45	91	46	284
Pershing	5	7	0	12	1	0	1	1	1	2	4	2	12
Storey	6	5	0	11	1	0	0	0	3	4	3	0	11
Washoe	722	956	5	1,683	51	34	29	84	419	276	503	287	1,683
White Pine	10	11	0	21	1	0	0	1	4	1	8	6	21
Statewide Total	3,409	4,690	5	8,104	273	213	200	464	1,817	1,291	2,394	1,452	8,104

STATE OF NEVADA AGING AND DISABILITY SERVICES DIVISION
Adult Protective Services Client Demographics by County
For cases closed between 07/01/2020 and 06/30/2021

County	Race								Ethnicity							
	African American	American Indian / Native Alaskan	Asian (Not Pacific Islander)	Asian / Pacific Islander Hawaiian	Non Minority (White & Non Hispanic)	Other	Unknown	Total	No, not Hispanic or Latino/a or Spanish Origin	Yes, Hispanic or Latino/a or Spanish Origin (non-specific)	Cuban	Mexican , Mexican American, Chicano/a	Puerto Rican	Other Hispanic, Latino/a, or Spanish Origin	Unknown	Total
Carson City	2	2	1	2	257	9	4	277	264	8	0	0	0	1	4	277
Churchill	1	5	1	1	85	2	1	96	94	1	0	0	0	0	1	96
Clark	849	18	185	119	3,288	506	200	5,165	4,493	398	1	21	8	39	205	5,165
Douglas	0	3	0	0	121	6	1	131	125	4	0	0	0	1	1	131
Elko	0	5	0	1	102	11	17	136	108	7	0	1	0	1	19	136
Eureka	0	0	0	0	4	0	0	4	4	0	0	0	0	0	0	4
Humboldt	0	0	0	0	36	2	1	39	36	2	0	0	0	0	1	39
Lander	0	1	0	0	10	0	0	11	11	0	0	0	0	0	0	11
Lincoln	0	0	0	0	9	0	1	10	9	0	0	0	0	0	1	10
Lyon	0	2	4	2	186	7	4	205	196	6	0	1	0	0	2	205
Mineral	1	0	1	0	17	0	0	19	19	0	0	0	0	0	0	19
Nye	6	3	0	1	248	11	15	284	257	10	0	1	0	0	16	284
Pershing	0	2	0	0	10	0	0	12	12	0	0	0	0	0	0	12
Storey	1	0	0	0	10	0	0	11	11	0	0	0	0	0	0	11
Washoe	52	16	34	15	1,433	99	34	1,683	1,552	85	0	1	0	7	38	1,683
White Pine	0	1	0	0	19	1	0	21	20	1	0	0	0	0	0	21
Statewide Total	912	58	226	141	5,835	654	278	8,104	7,211	522	1	25	8	49	288	8,104

STATE OF NEVADA AGING AND DISABILITY SERVICES DIVISION

Adult Protective Services Client Residence by County

For cases closed between 07/01/2020 and 06/30/2021

County	Home for Individual Residential Care (HIRC)	Licensed Nursing Home	Licensed Residential Care Community	Non-Licensed Residential Care Community	Own Residence or Residence of Relative or Caregiver	Residential Care Community (Non-specific) <i>inactivated 10/1/2020</i>	Other	Unknown	Total
Carson City	4	32	33	2	186	1	12	7	277
Churchill	0	13	7	0	68	0	7	1	96
Clark	16	243	490	68	3,667	19	250	412	5,165
Douglas	1	12	8	0	102	0	5	3	131
Elko	0	5	3	0	91	0	9	28	136
Eureka	0	0	0	0	4	0	0	0	4
Humboldt	0	1	3	0	31	0	2	2	39
Lander	0	2	1	0	7	0	1	0	11
Lincoln	0	0	0	0	7	0	2	1	10
Lyon	0	9	11	0	178	0	4	3	205
Mineral	0	2	1	0	13	0	3	0	19
Nye	0	14	10	0	227	1	13	19	284
Pershing	0	3	1	0	8	0	0	0	12
Storey	0	2	0	0	9	0	0	0	11
Washoe	8	107	167	22	1,213	7	92	67	1,683
White Pine	0	3	1	0	16	0	1	0	21
Statewide Total	29	448	736	92	5,827	28	401	543	8,104

STATE OF NEVADA AGING AND DISABILITY SERVICES DIVISION
Adult Protective Services Substantiated and Unsubstantiated Allegations by County
For cases closed between 07/01/2020 and 06/30/2021

County	Abandonment		Abuse		Exploitation		Isolation		Neglect		Self Neglect		Total
	Substantiated	Unsubstantiated	Substantiated	Unsubstantiated	Substantiated	Unsubstantiated	Substantiated	Unsubstantiated	Substantiated	Unsubstantiated	Substantiated	Unsubstantiated	
Carson City	1	4	33	39	26	51	1	10	14	56	73	77	385
Churchill	0	0	5	12	6	18	1	3	2	22	27	32	128
Clark	10	34	644	1,011	347	1,126	20	190	248	1,033	443	1,943	7,049
Douglas	0	0	18	13	3	29	2	5	3	18	47	41	179
Elko	1	0	16	17	9	16	0	5	4	17	20	79	184
Eureka	0	0	2	1	0	0	0	0	0	1	2	1	7
Humboldt	1	1	4	8	5	7	1	1	3	12	8	14	65
Lander	0	0	0	0	0	2	0	1	1	2	1	7	14
Lincoln	0	0	2	2	2	3	0	1	0	1	2	4	17
Lyon	0	2	34	23	17	41	2	8	8	39	56	55	285
Mineral	0	0	1	4	2	3	1	1	2	4	4	6	28
Nye	1	1	34	40	19	49	2	9	8	31	39	132	365
Pershing	0	0	1	3	1	3	0	0	1	3	3	2	17
Storey	0	0	1	3	1	1	0	0	0	0	6	1	13
Washoe	4	9	204	273	105	270	15	55	92	295	436	520	2,278
White Pine	0	0	2	3	3	3	0	2	3	2	2	11	31
Statewide Total	18	51	1,001	1,452	546	1,622	45	291	389	1,536	1,169	2,925	11,045
Total Allegations	69		2,453		2,168		336		1,925		4,094		11,045

Note: There may be more than one allegation per case.

STATE OF NEVADA AGING AND DISABILTY SERVICES DIVISION
Adult Protective Services Person of Interest Relationship to Client by County
For cases closed between 07/01/2020 and 06/30/2021

County	Child	Domestic Partner	Grandchild	Grandparent	Parent	Self	Sibling	Spouse	Family Relationship Exists	No Family Relationship Exists	Unknown Family Relationship Exists	Total
Carson City	78	5	6	0	12	150	9	20	26	125	4	435
Churchill	18	2	4	2	4	59	2	10	11	30	0	142
Clark	1,613	62	186	13	153	2,386	170	514	378	1,996	136	7,607
Douglas	32	3	8	0	0	88	0	25	7	22	2	187
Elko	28	0	6	0	7	99	1	18	4	39	2	204
Eureka	1	0	0	0	0	3	2	0	2	1	0	9
Humboldt	19	2	4	0	0	22	6	5	13	8	0	79
Lander	2	0	0	0	0	8	0	2	0	2	0	14
Lincoln	9	0	0	0	0	6	0	3	2	0	0	20
Lyon	61	1	10	1	4	111	2	24	24	91	4	333
Mineral	5	0	1	0	0	10	0	3	2	7	0	28
Nye	65	3	11	0	4	171	16	35	19	69	1	394
Pershing	6	0	2	0	1	5	0	1	1	4	0	20
Storey	2	0	0	1	1	7	1	0	0	2	0	14
Washoe	445	36	53	0	53	956	52	159	121	625	17	2,517
White Pine	8	0	1	0	0	13	1	2	0	7	0	32
Statewide Total	2,392	114	292	17	239	4,094	262	821	610	3,028	166	12,035

Note: There may be more than Person of Interest per case and/or per allegation.

STATE OF NEVADA AGING AND DISABILITY SERVICES DIVISION
Adult Protective Services Person of Interest Association to Client by County
For cases closed between 07/01/2020 and 06/30/2021

County	Friend / Neighbor	Hospital Staff	Nonrelative Caregiver (non-specific) inactivated 10/8/2020	Nursing Home Staff	Paid Nonrelative Caregiver	Paid Relative Caregiver	Relative Caregiver (non-specific) inactivated 10/8/2020	Residential Care Community Staff
Carson City	5	3	1	33	13	7	5	6
Churchill	1	1	0	9	1	1	1	0
Clark	189	36	11	156	124	37	57	192
Douglas	0	0	0	4	4	0	0	0
Elko	15	0	1	0	0	0	2	0
Eureka	0	0	0	0	0	0	0	0
Humboldt	2	0	0	0	1	0	5	2
Lander	0	0	0	1	0	0	0	0
Lincoln	0	0	0	0	0	0	0	0
Lyon	29	1	0	3	16	3	0	1
Mineral	0	0	0	0	0	1	0	0
Nye	8	2	0	0	5	1	6	3
Pershing	2	0	0	0	0	0	0	0
Storey	1	0	0	0	1	0	0	0
Washoe	90	9	4	47	84	10	14	69
White Pine	2	0	0	0	1	3	0	0
Statewide Total	344	52	17	253	250	63	90	273

Note: There may be more than one Person of Interest per case and/or per allegation.

County	Unpaid Nonrelative Caregiver	Unpaid Relative Caregiver	No Association	Self	Other Relationship	Unknown	Total
Carson City	7	50	37	150	111	7	435
Churchill	2	12	11	59	42	2	142
Clark	140	884	885	2,386	1,841	669	7,607
Douglas	0	29	8	88	44	10	187
Elko	4	50	7	99	12	14	204
Eureka	0	1	0	3	5	0	9
Humboldt	1	6	6	22	32	2	79
Lander	0	2	1	8	2	0	14
Lincoln	0	2	2	6	10	0	20
Lyon	7	29	22	111	103	8	333
Mineral	0	1	5	10	11	0	28
Nye	8	33	35	171	99	23	394
Pershing	1	6	1	5	5	0	20
Storey	0	3	0	7	2	0	14
Washoe	21	192	214	956	743	64	2,517
White Pine	2	6	2	13	2	1	32
Statewide Total	193	1,306	1,236	4,094	3,064	800	12,035