

Steve Sisolak  
Governor



Richard Whitley  
Director

State of Nevada  
Department of Health and  
Human Services

---

Aging and Disability Services Division

Autism Treatment Assistance Program (ATAP)

Samantha Jayme MSW, HPM3

As of 07/31/2021



8/11/2021

*Helping people. It's who we are and what we do.*

# Objectives

This presentation demonstrates the outcomes reported on referrals, caseload, waitlist, and program type by the Autism Treatment and Assistance Program (ATAP) which are current through July 31, 2021.





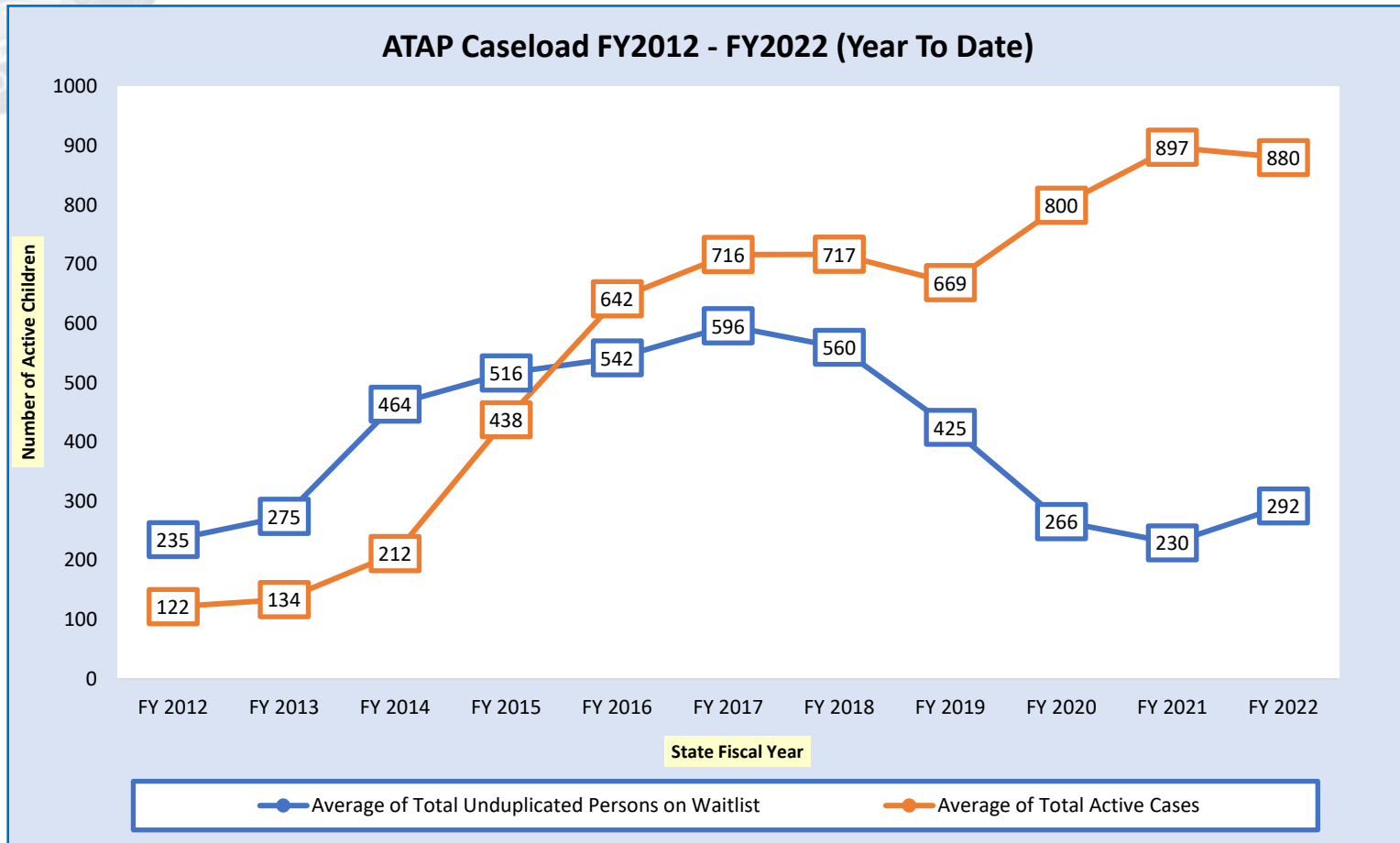
# ATAP Caseload

## Monthly caseload for July 2021

- 83 new applications
- 880 active children, average age: 9 years old
- 120 total inactive children:
  - 86 Straight ATAP – Average age of 6 years old
  - 34 Service Coordination – Average age of 8 years old
- Average wait time for all ATAP children (*days from application start date to the date the child drops or becomes active*):
  - 109 Days



# ATAP Caseload Growth

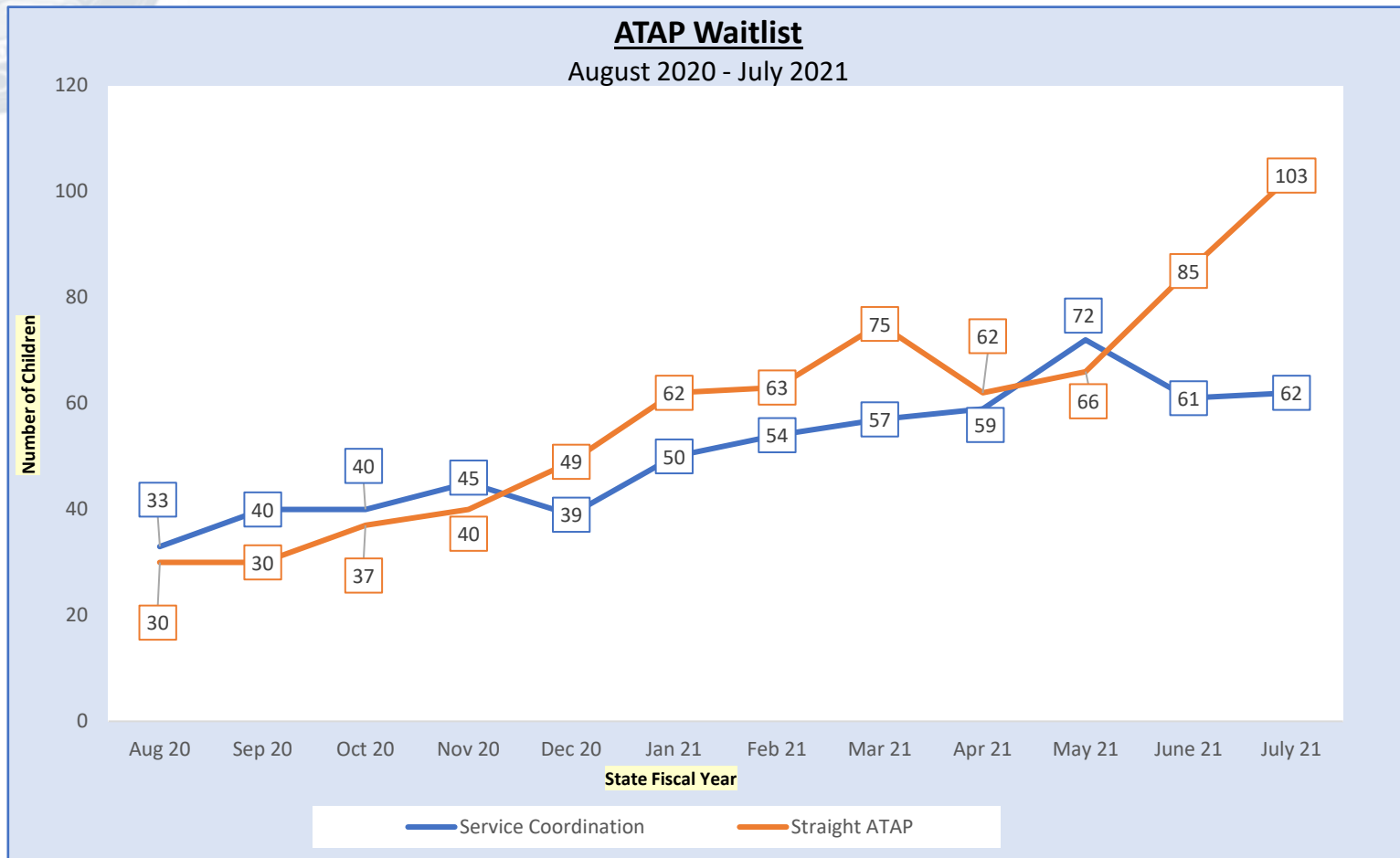


The chart above demonstrates the active caseload and waitlist averages over time. These numbers are derived from the CLEO report.

*This data includes children in referral status.*



# Waitlist Elimination Progress

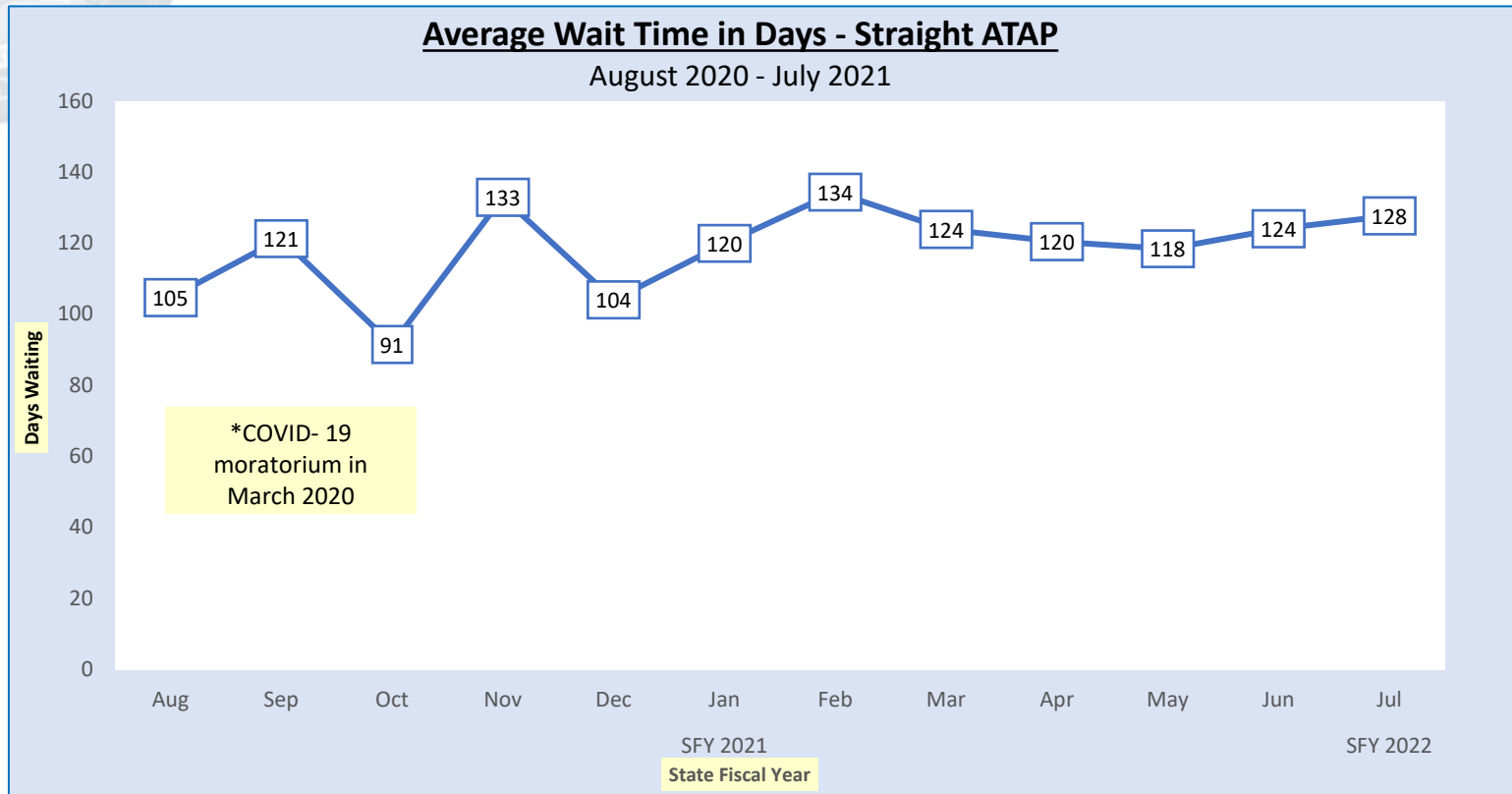


The graph above shows the monthly waitlist as occurred from August 2020 through July 2021.

*\*In March 2020, a moratorium was placed on face-to-face services due to the pandemic COVID-19. Decreases may be related to the Governor's directive to shut down all non-essential businesses and engage in social distancing.*



# Trend in Wait Time



The graph above demonstrates the average number of days waiting for children who are “Pending” or “In Process” to become either “Active” or “Dropped” in the program.

*\*Wait time average includes all time child spent from application start date until they were either Dropped or went Active.*

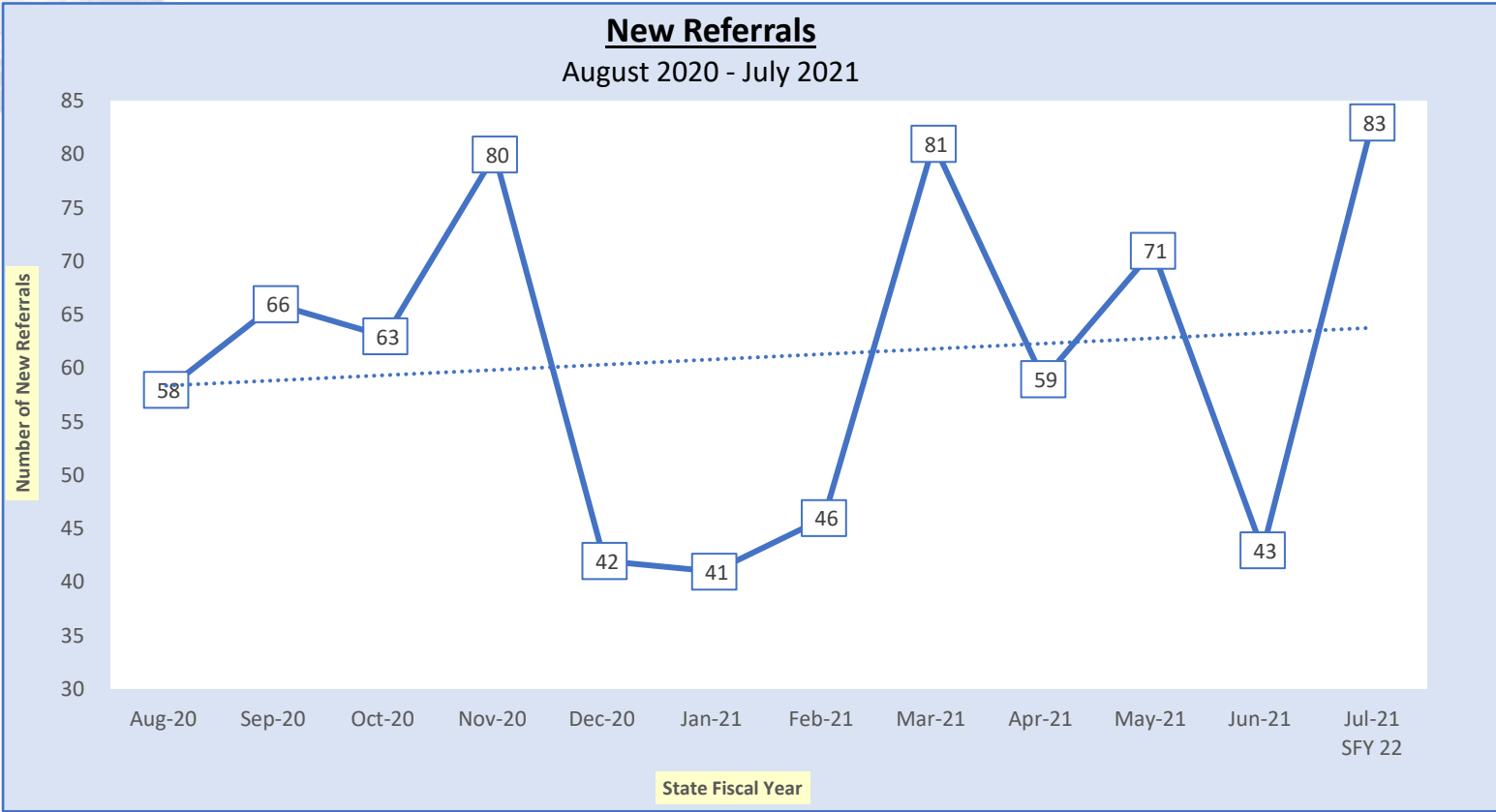
*\*\* Please note, no new referrals are included in these averages, a change from previous presentations.*

*\*\*\*In March 2020, a moratorium was placed on face-to-face services due to the pandemic COVID-19. Decreases may be related to the Governor’s directive to shut down all non-essential businesses and engage in social distancing.*





# New Referrals

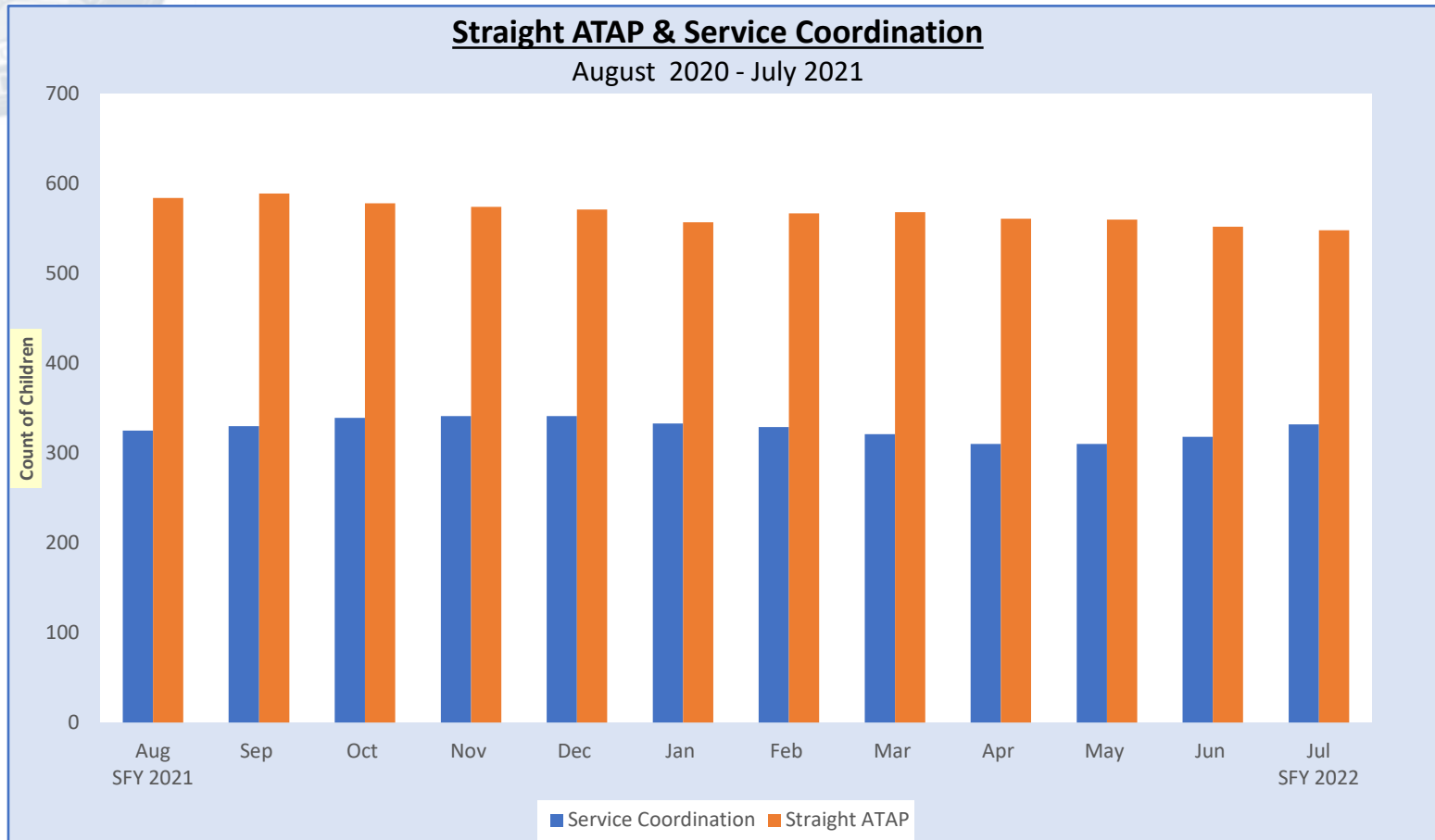


The chart above demonstrates the number of new referrals entering the ATAP system.

*\*In March 2020, a moratorium was placed on face-to-face services due to the pandemic COVID-19. Decreases may be related to the Governor’s directive to shut down all non-essential businesses and engage in social distancing.*



# Straight ATAP & Service Coordination



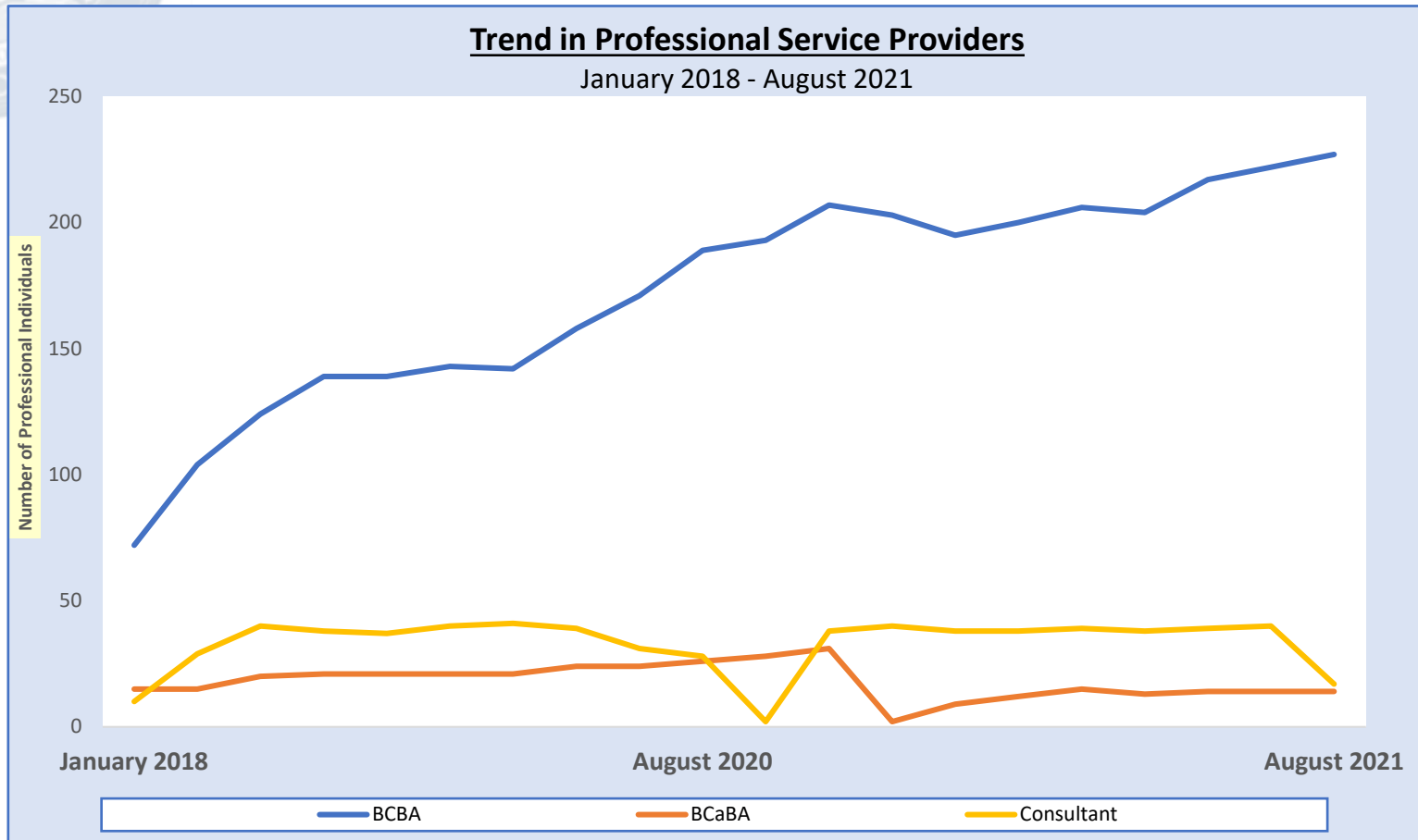
This chart shows the comparison between Straight ATAP and Medicaid Caseload (Service Coordination).

*\*In March 2020, a moratorium was placed on face-to-face services due to the pandemic COVID-19. Decreases may be related to the Governor's directive to shut down all non-essential businesses and engage in social distancing.*





# Professional Growth – BCBA Level

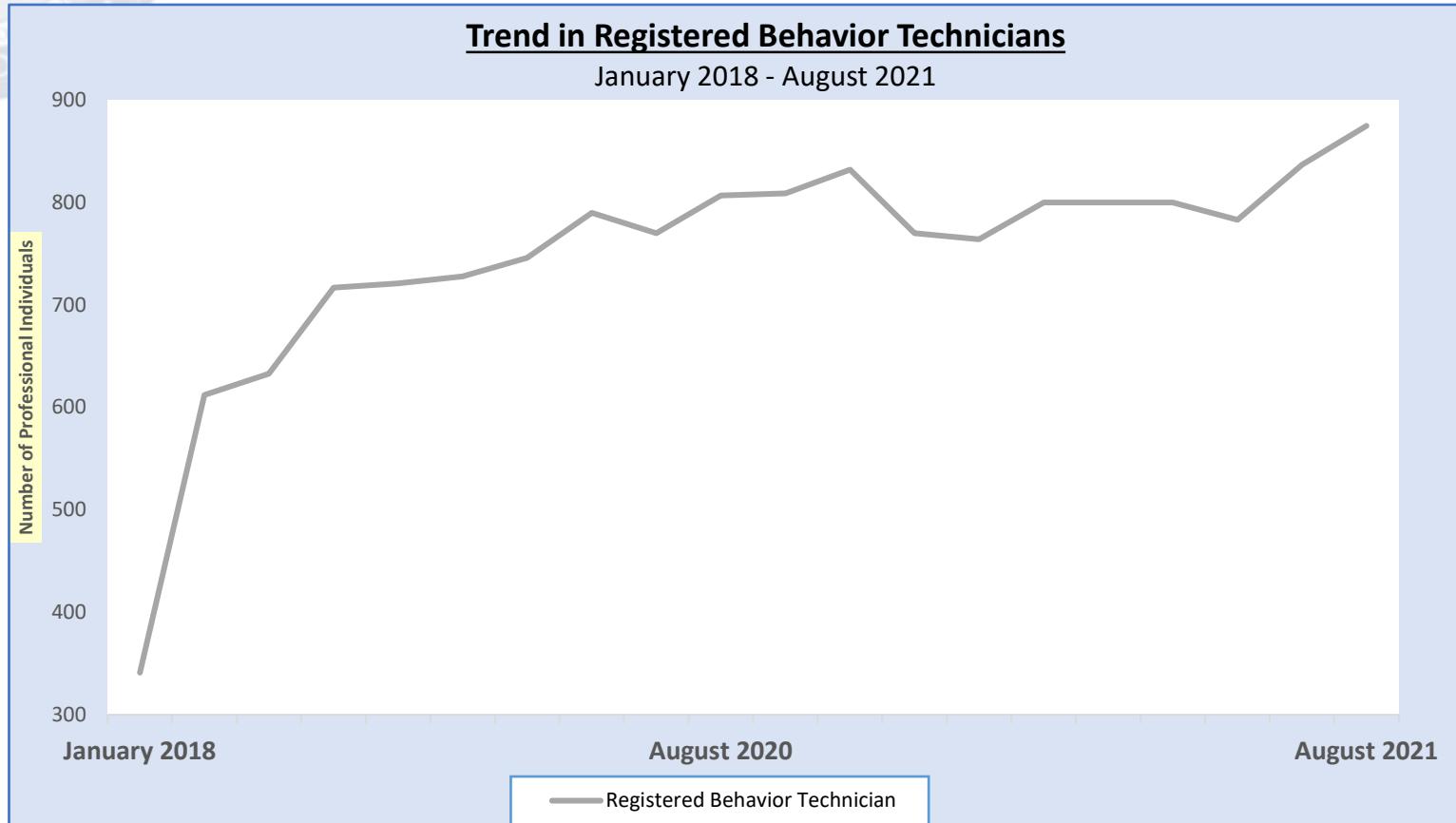


The chart above shows the trend in growth of professional service providers.

*In March 2020, a moratorium was placed on face-to-face services due to the pandemic COVID-19. Decreases may be related to the Governor's directive to shut down all non-essential businesses and engage in social distancing.*



# Paraprofessional Growth – RBT Level



The chart above shows the trend in growth of Registered Behavior Technicians.

*\*In March 2020, a moratorium was placed on face-to-face services due to the pandemic COVID-19. Decreases may be related to the Governor's directive to shut down all non-essential businesses and engage in social distancing.*



# Status of Active Providers

As of July 31, 2021

## Active Children with an ATAP Provider

ATAP Plan Type	Active Children
ATAP-Comprehensive	59
ATAP-Insurance Assistance In-Network	403
ATAP-Insurance Assistance Out-of-Network	35
ATAP-Service Coordination	221
ATAP-Social Skills	9
ATAP-Targeted Basic	11
ATAP-Targeted Extensive	32
ATAP-Therapeutic	1
ATAP-Transition Plan	1
<b>Grand Total</b>	<b>772</b>

## Active Children without an ATAP Provider

ATAP Plan Type	Active Children
ATAP-Comprehensive	2
ATAP-Insurance Assistance In-Network	10
ATAP-Insurance Assistance Out-of-Network	3
ATAP-Service Coordination	88
ATAP-Social Skills	1
ATAP-Targeted Extensive	4
<b>Grand Total</b>	<b>108</b>



# Questions?





# Contact Information

Samantha Jayme, MSW

Health Program Manager 3

[sjayme@adsd.nv.gov](mailto:sjayme@adsd.nv.gov)

1.702.668.3872



- <http://adsd.nv.gov/Programs/Autism/ATAP/ATAP/>





# Acronyms

- DHHS – Department of Health and Human Services
- ADSD – Aging and Disability Services Division
- ATAP – Autism Treatment Assistance Program
- BCBA – Board Certified Behavior Analyst
- BCaBA – Board Certified Assistant Behavior Analyst
- RBT – Registered Behavior Technician

