

Steve Sisolak
Governor



Richard Whitley
Director

State of Nevada Department of Health and Human Services

Aging and Disability Services Division

Autism Treatment Assistance Program (ATAP)

Samantha Jayme MSW, HPM3

As of 05/31/2021



6/9/2021

Helping people. It's who we are and what we do.

Objectives

This presentation aims to demonstrate the numbers reported on referrals, caseload, waitlist, and program type by the Autism Treatment and Assistance Program (ATAP) which are current through May 31, 2021.





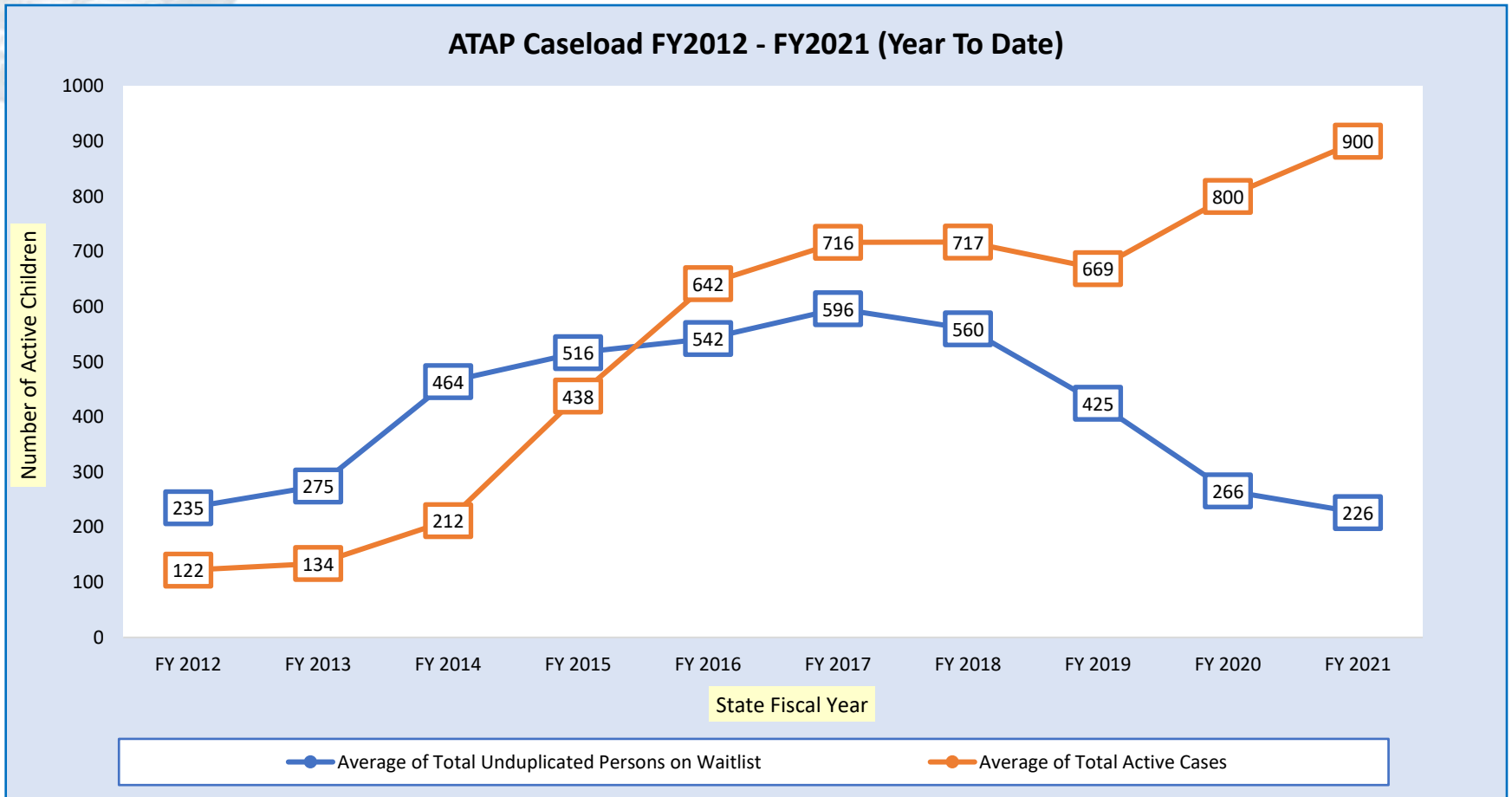
ATAP Caseload

Monthly caseload for May 2021

- 71 new applications
- 870 active children, average age: 9 years old
- 103 total inactive children:
 - 53 Straight ATAP – Average age of 5 years old
 - 50 Service Coordination – Average age of 9 years old
- Average wait time for all ATAP children (*days from application start date to the date the child drops or becomes active*):
 - 151 Days



ATAP Caseload Growth

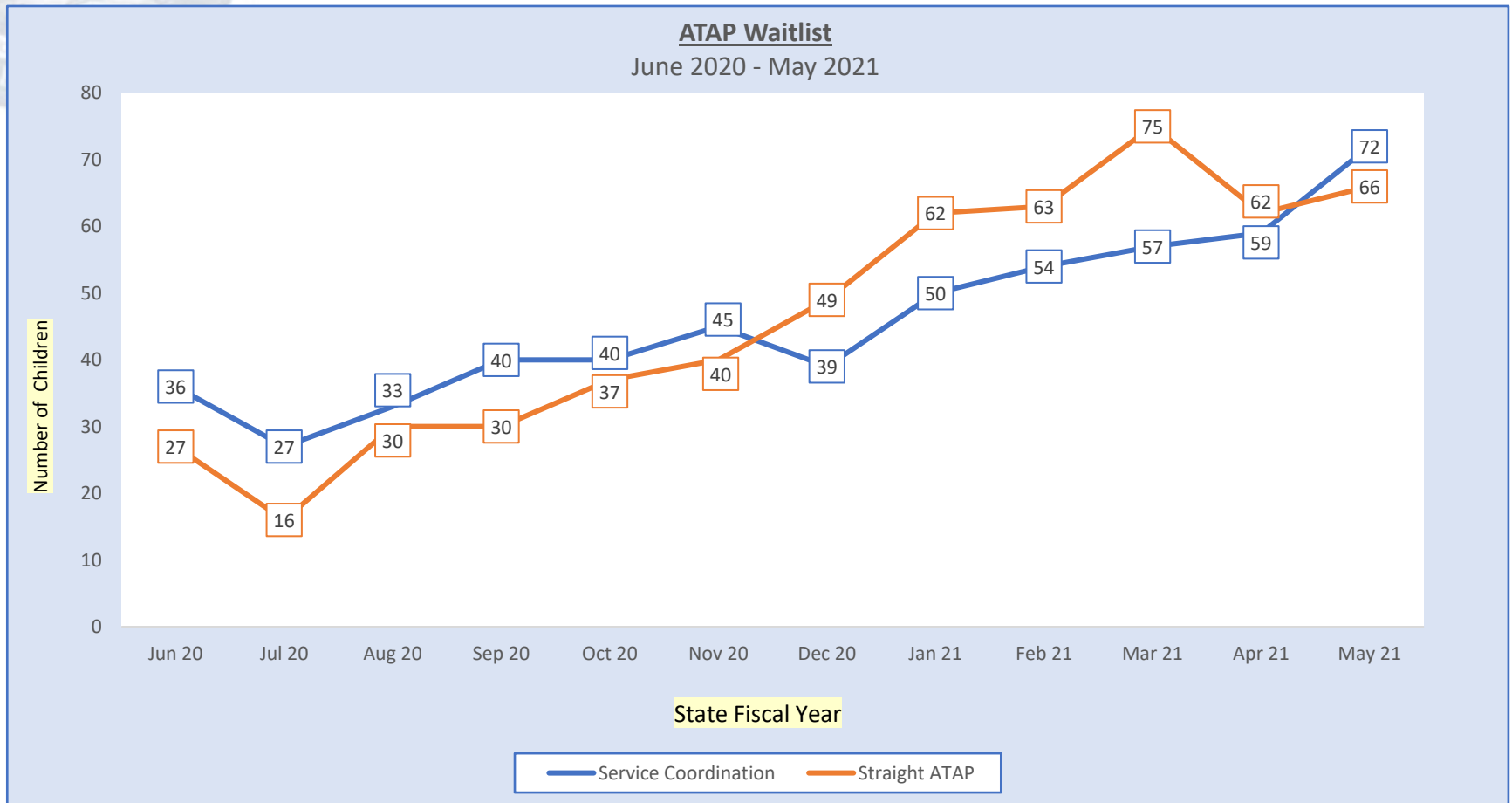


The chart above demonstrates the active caseload and waitlist averages over time. These numbers are derived from the CLEO report.

This data includes children in referral status.



Waitlist Elimination Progress

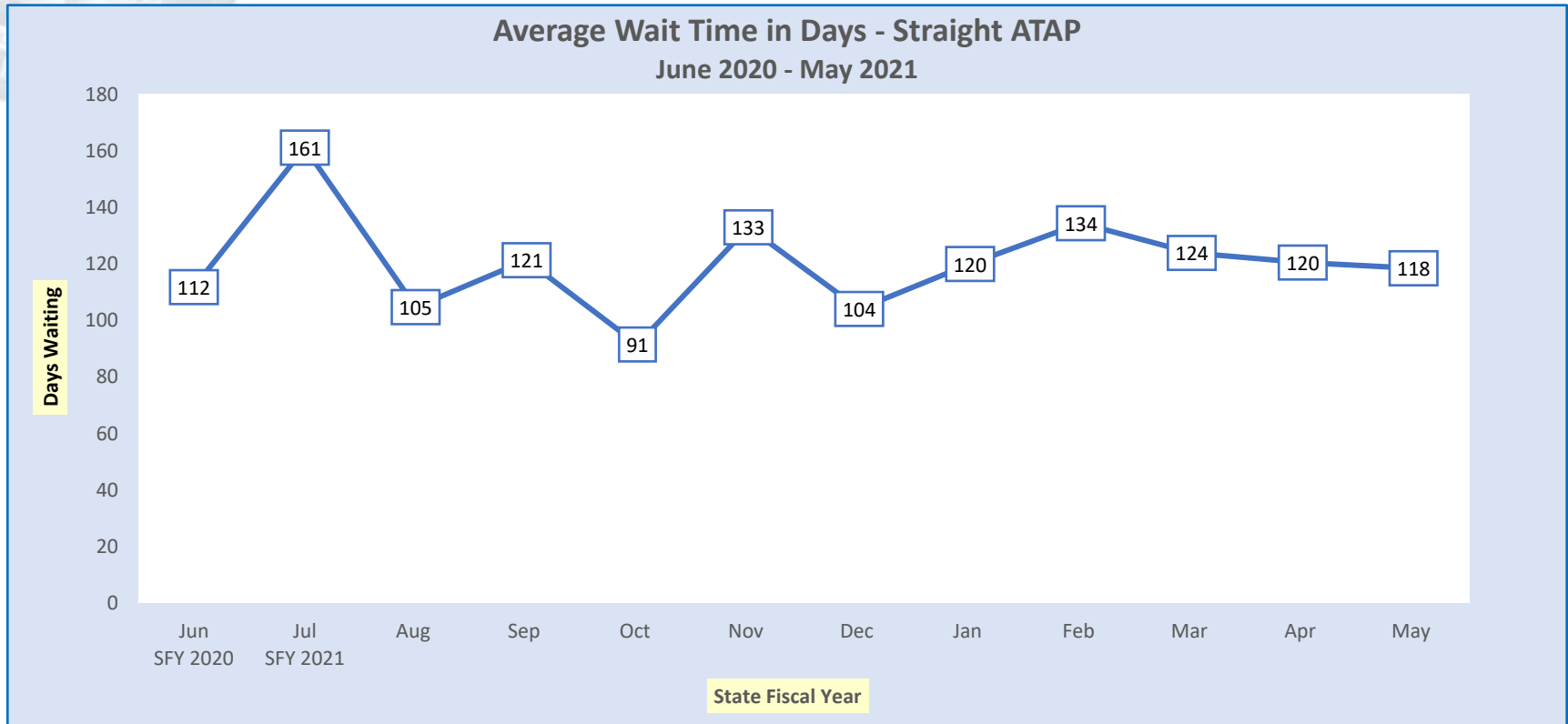


The graph above shows the monthly waitlist as occurred from June 2020 through May 2021.

**In March 2020, a moratorium was placed on face-to-face services due to the pandemic COVID-19. Decreases may be related to the Governor's directive to shut down all non-essential businesses and engage in social distancing.*



Trend in Wait Time



The graph above demonstrates the average number of days waiting for children who are “Pending” or “In Process” to become either “Active” or “Dropped” in the program.

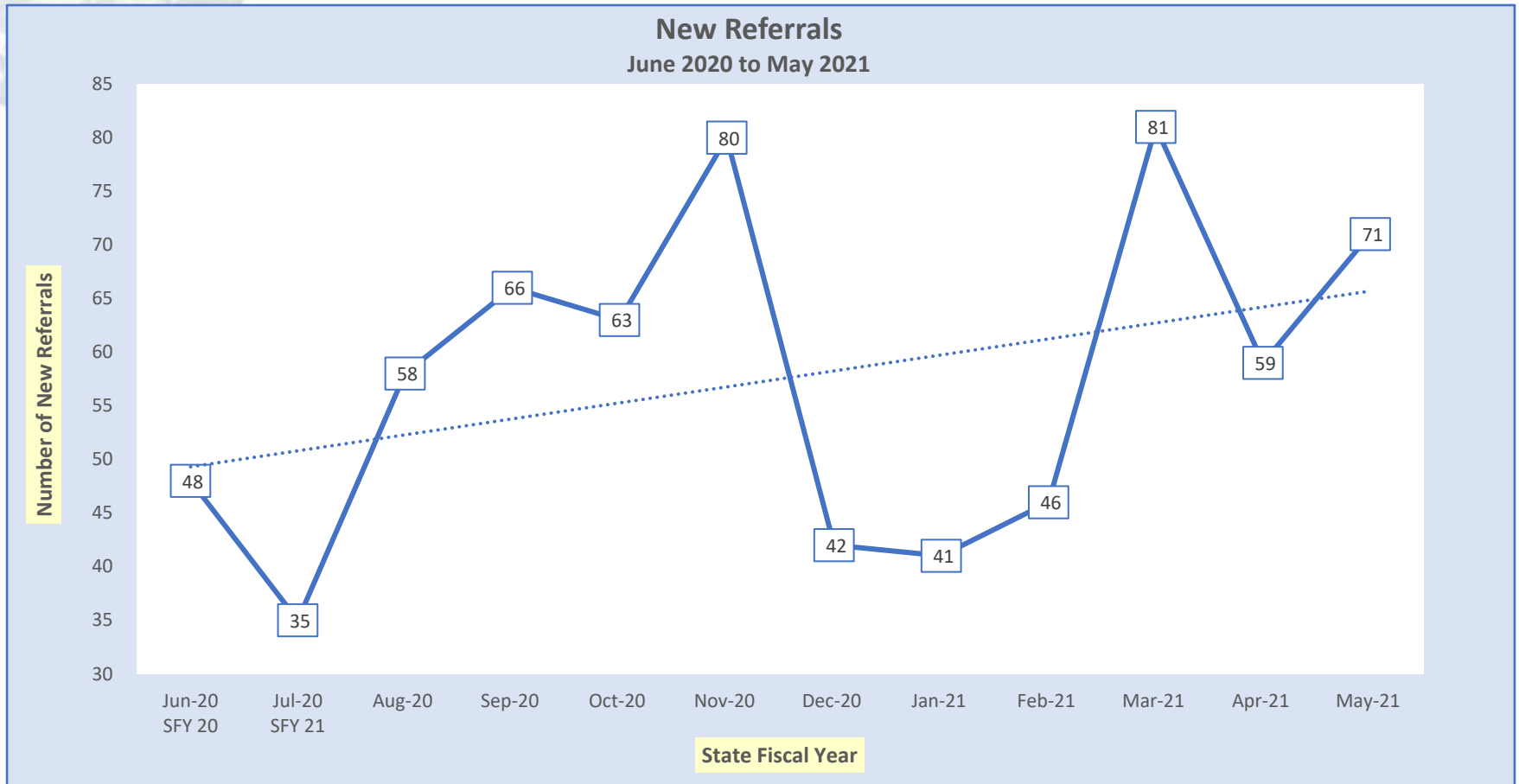
**Wait time average includes all time child spent from application start date until they were either Dropped or went Active.*

*** Please note, no new referrals are included in these averages, a change from previous presentations.*

****In March 2020, a moratorium was placed on face-to-face services due to the pandemic COVID-19. Decreases may be related to the Governor’s directive to shut down all non-essential businesses and engage in social distancing.*



New Referrals

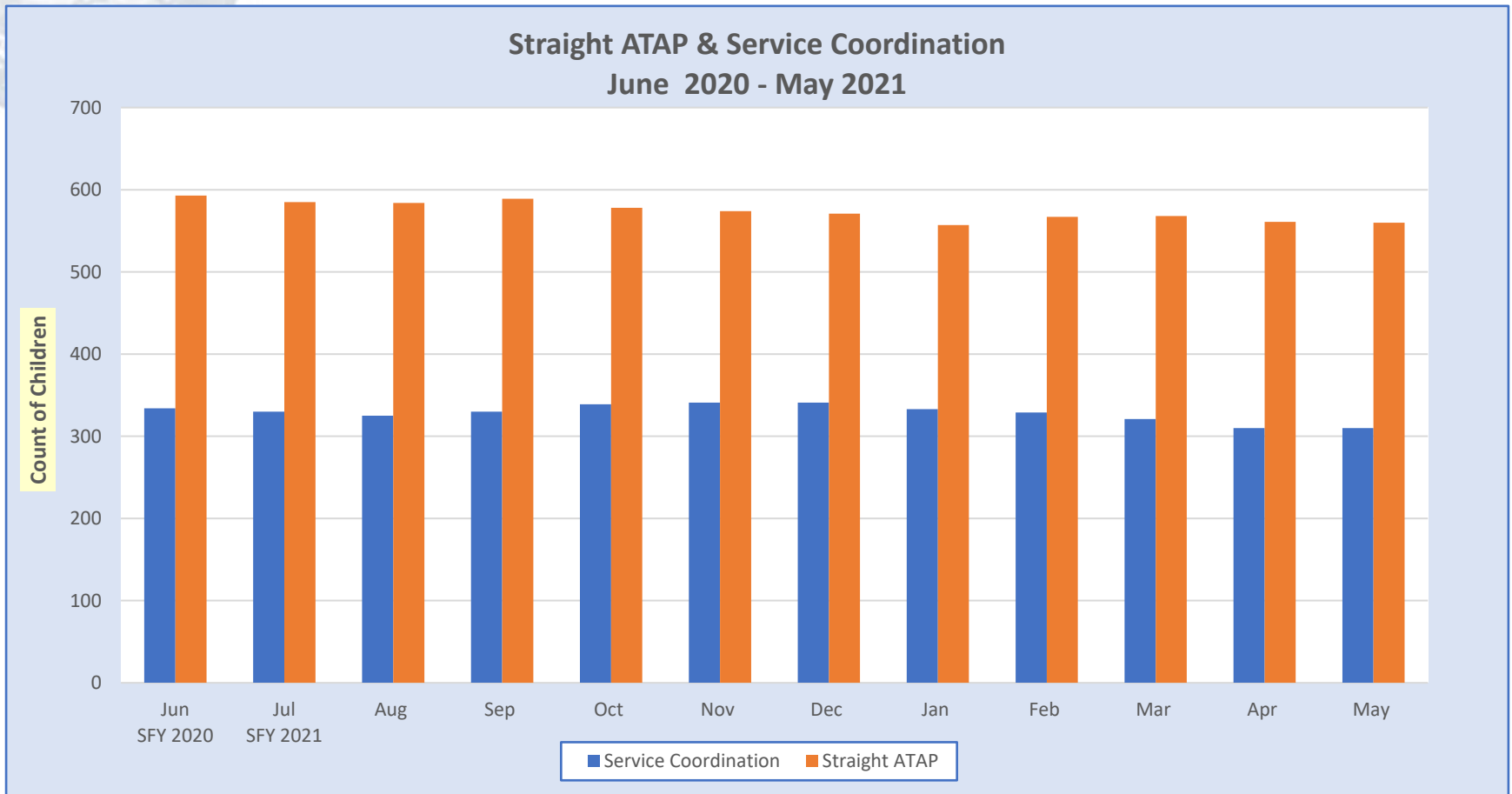


The chart above demonstrates the number of new referrals entering the ATAP system.

**In March 2020, a moratorium was placed on face-to-face services due to the pandemic COVID-19. Decreases may be related to the Governor's directive to shut down all non-essential businesses and engage in social distancing.*



Straight ATAP & Service Coordination

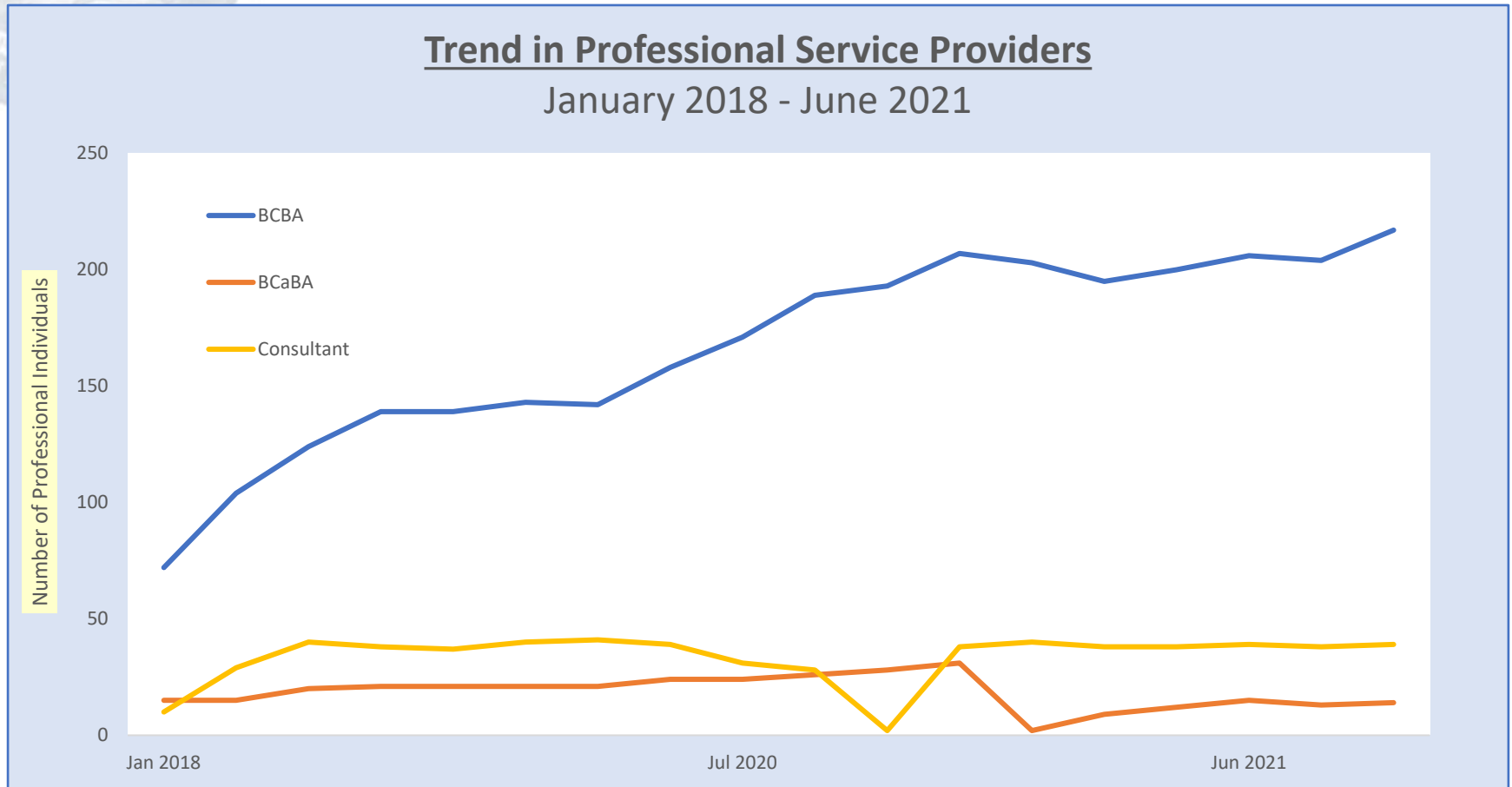


This chart shows the comparison between Straight ATAP and Medicaid Caseload (Service Coordination).

**In March 2020, a moratorium was placed on face-to-face services due to the pandemic COVID-19. Decreases may be related to the Governor's directive to shut down all non-essential businesses and engage in social distancing.*



Professional Growth – BCBA Level

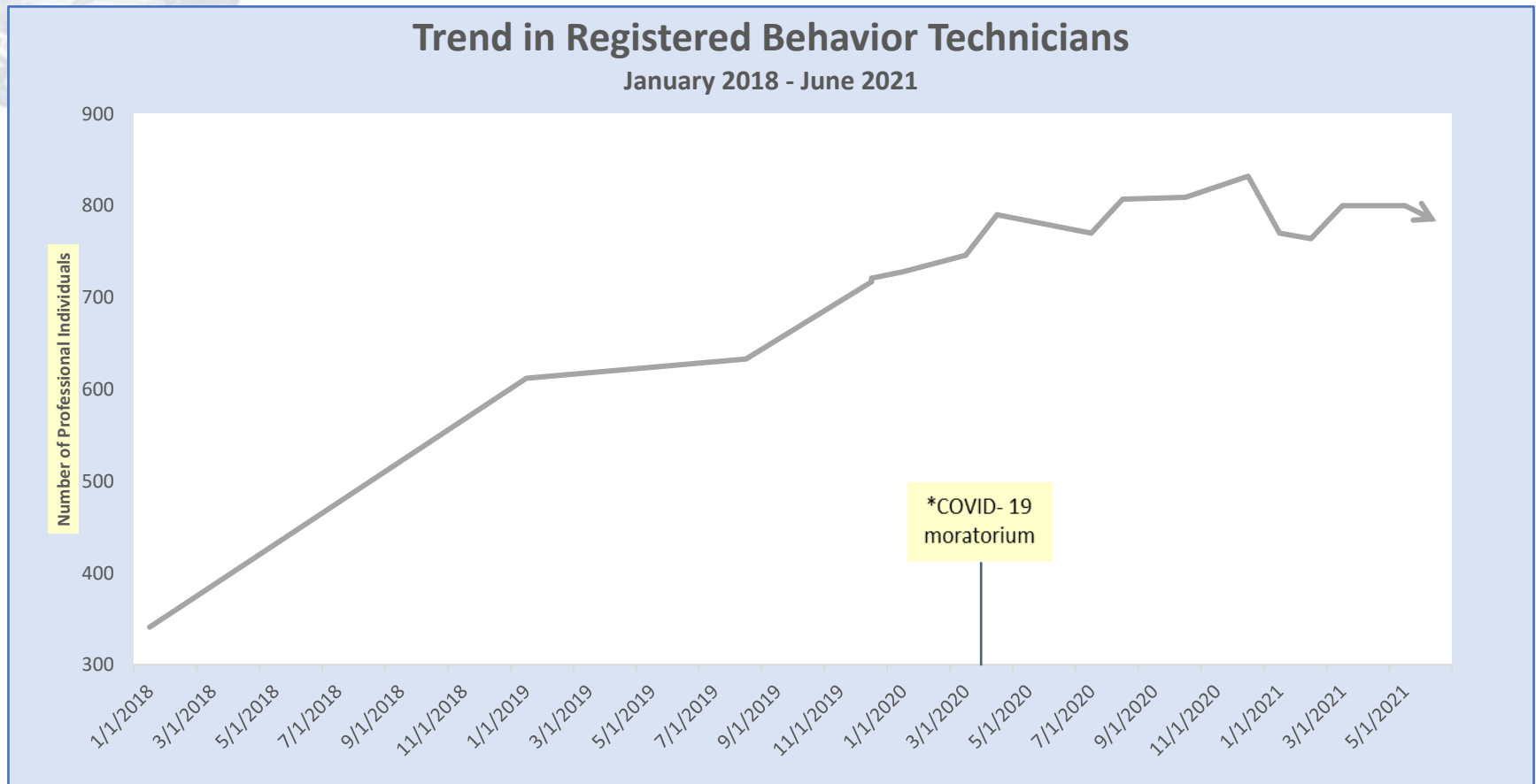


The chart above shows the trend in growth of professional service providers.

In March 2020, a moratorium was placed on face-to-face services due to the pandemic COVID-19. Decreases may be related to the Governor's directive to shut down all non-essential businesses and engage in social distancing.



Paraprofessional Growth – RBT Level



The chart above shows the trend in growth of Registered Behavior Technicians.

**In March 2020, a moratorium was placed on face-to-face services due to the pandemic COVID-19. Decreases may be related to the Governor's directive to shut down all non-essential businesses and engage in social distancing.*



Status of Active Providers

As of May 31, 2021

Active Children with an ATAP Provider

ATAP Plan Type	Active Children
ATAP-Comprehensive	56
ATAP-Insurance Assistance In-Network	406
ATAP-Insurance Assistance Out-of-Network	35
ATAP-Service Coordination	220
ATAP-Social Skills	10
ATAP-Targeted Basic	12
ATAP-Targeted Extensive	30
ATAP-Therapeutic	1
ATAP-Transition Plan	1
Grand Total	771

Active Children without an ATAP Provider

ATAP Plan Type	Active Children
ATAP-Comprehensive	3
ATAP-Insurance Assistance In-Network	12
ATAP-Insurance Assistance Out-of-Network	4
ATAP-Service Coordination	72
ATAP-Social Skills	1
ATAP-Targeted Extensive	7
Grand Total	99





Questions?



Contact Information

Samantha Jayme, MSW

Health Program Manager 3

sjayme@adsd.nv.gov

1.702.668.3872





Acronyms

- DHHS – Department of Health and Human Services
- ADSD – Aging and Disability Services Division
- ATAP – Autism Treatment Assistance Program
- BCBA – Board Certified Behavior Analyst
- BCaBA – Board Certified Assistant Behavior Analyst
- RBT – Registered Behavior Technician

