

Steve Sisolak
Governor



Richard Whitley
Director

State of Nevada Department of Health and Human Services

Aging and Disability Services Division

Autism Treatment Assistance Program (ATAP)

Samantha Jayme MSW, HPM3

As of 8/31/2022



9/7/2022

Helping people. It's who we are and what we do.



Objectives

This presentation demonstrates the outcomes reported on referrals, caseload, waitlist, and program type by the Autism Treatment and Assistance Program (ATAP) which are current through August 31, 2022.





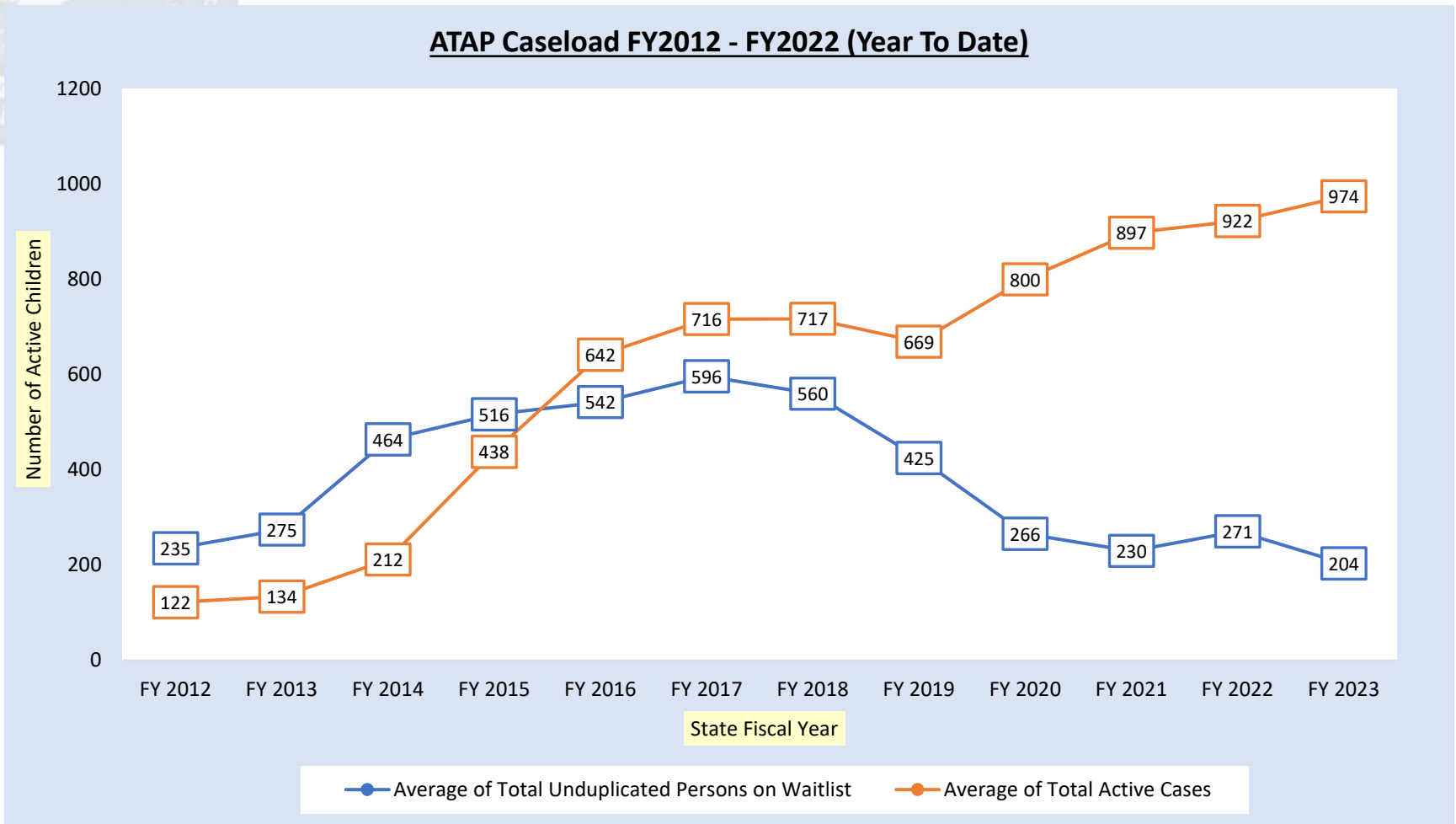
ATAP Caseload

Monthly caseload for August 2022

- 85 new applications
- 981 active children, average age: 8.7 years old
- 17 total inactive children:
 - 10 Straight ATAP – Average age of 4.63 years old
 - 7 Service Coordination – Average age of 5.96 years old
- Average wait time for all ATAP children (*days from application start date to the date the child drops or becomes active*):
 - 41 Days



ATAP Caseload Growth



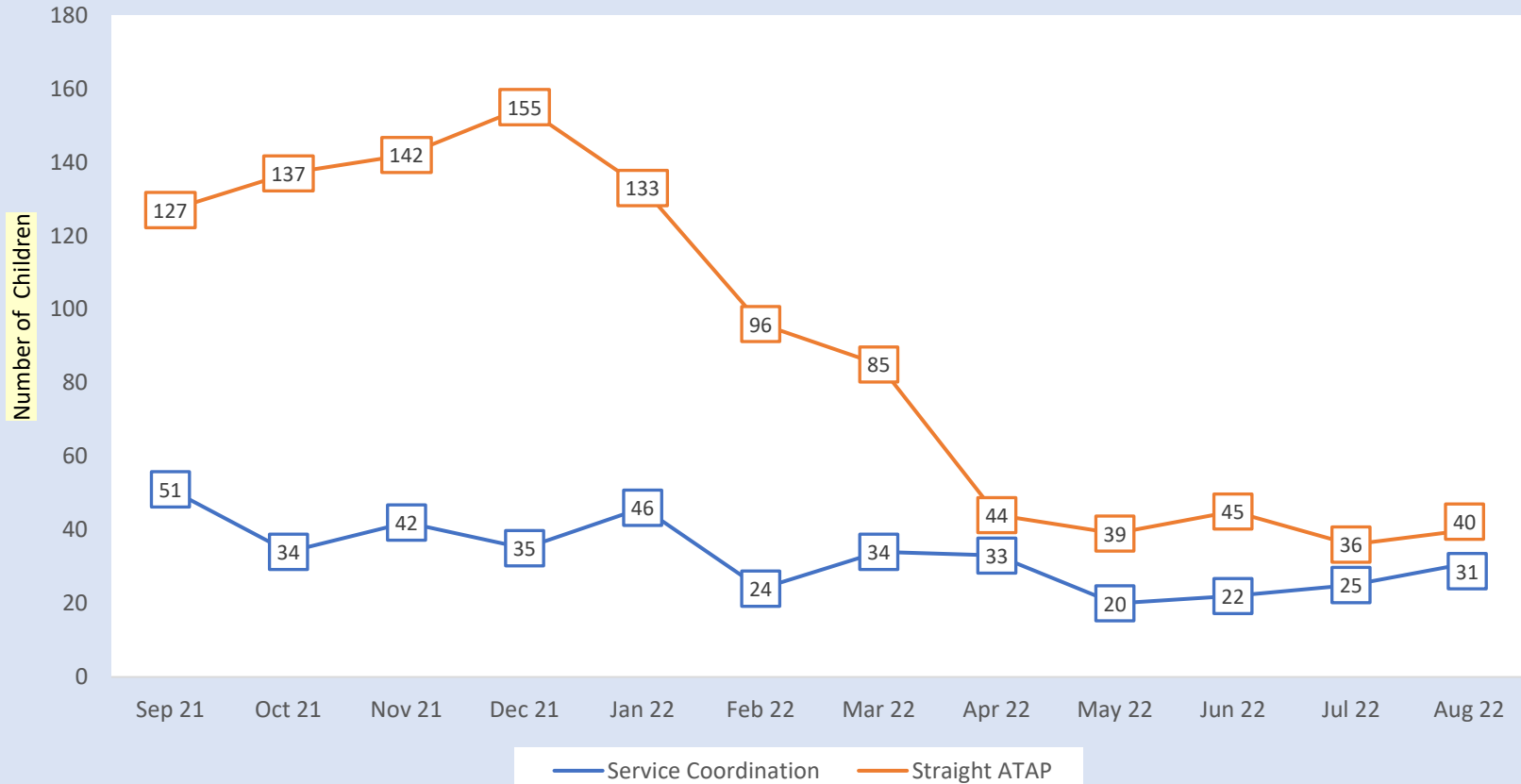
The chart above demonstrates the active caseload and waitlist averages over time. These numbers are derived from the CLEO report.

This data includes children in referral status.



Waitlist Elimination Progress

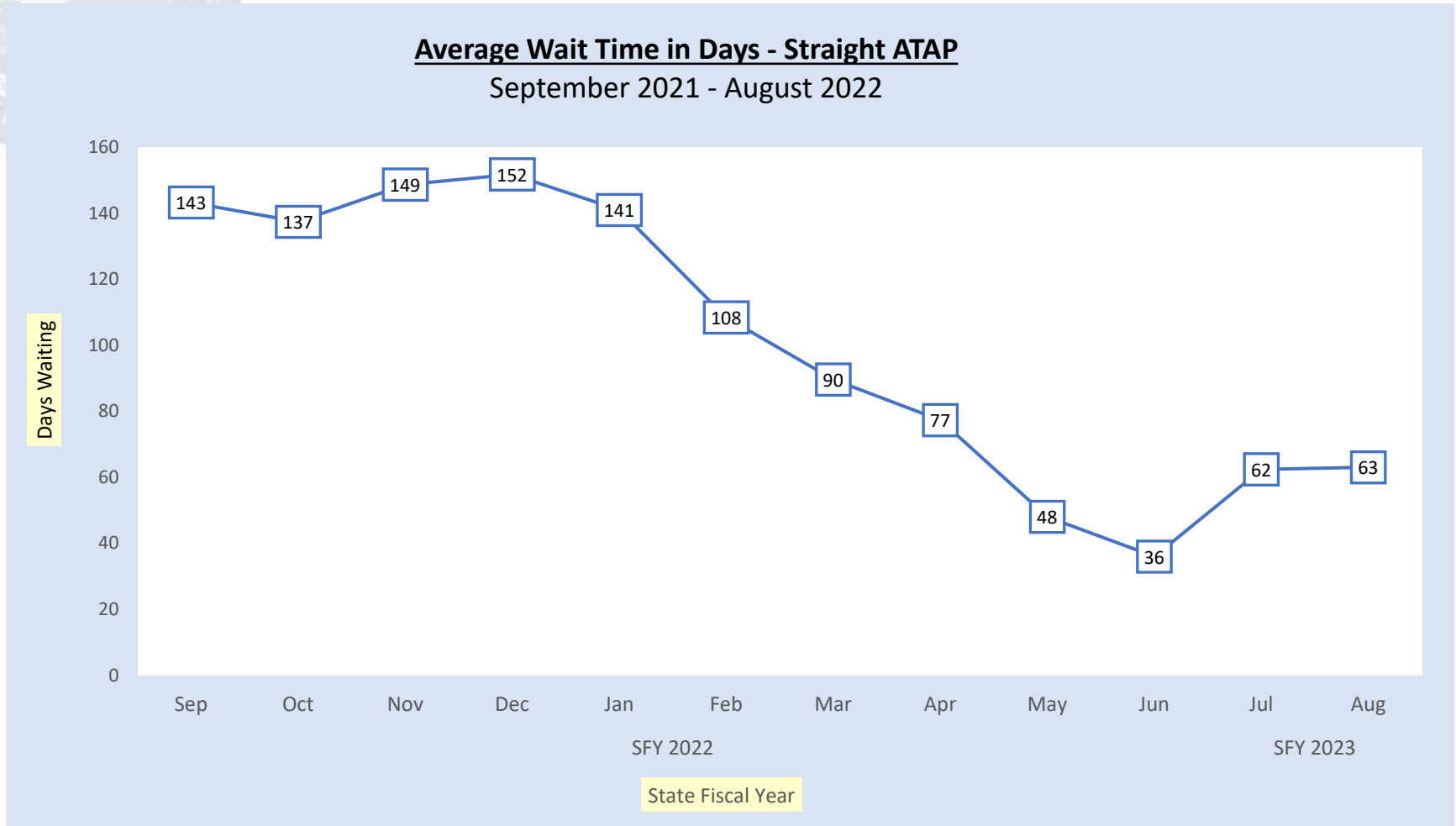
ATAP Waitlist
Aug 2021 - Jul 2022



The graph above shows the monthly waitlist as occurred from September 2021 through August 2022.



Trend in Wait Time



The graph above demonstrates the average number of days waiting for children who are “Pending” or “In Process” to become either “Active” or “Dropped” in the program.

**Wait time average includes all time child spent from application start date until they were either Dropped or went Active.*

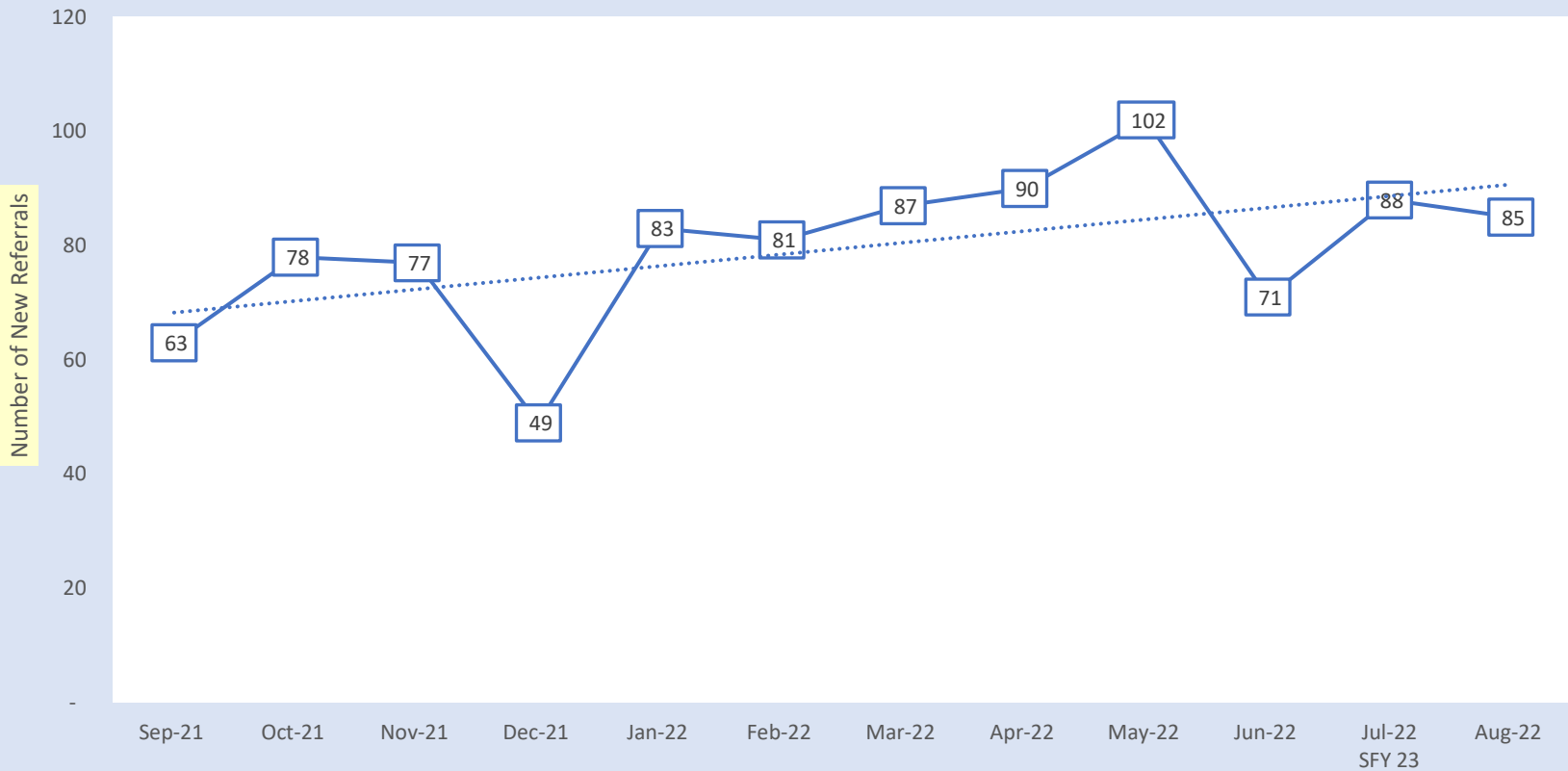
*** Please note, no new referrals are included in these averages, a change from previous presentations.*



New Referrals

New Referrals

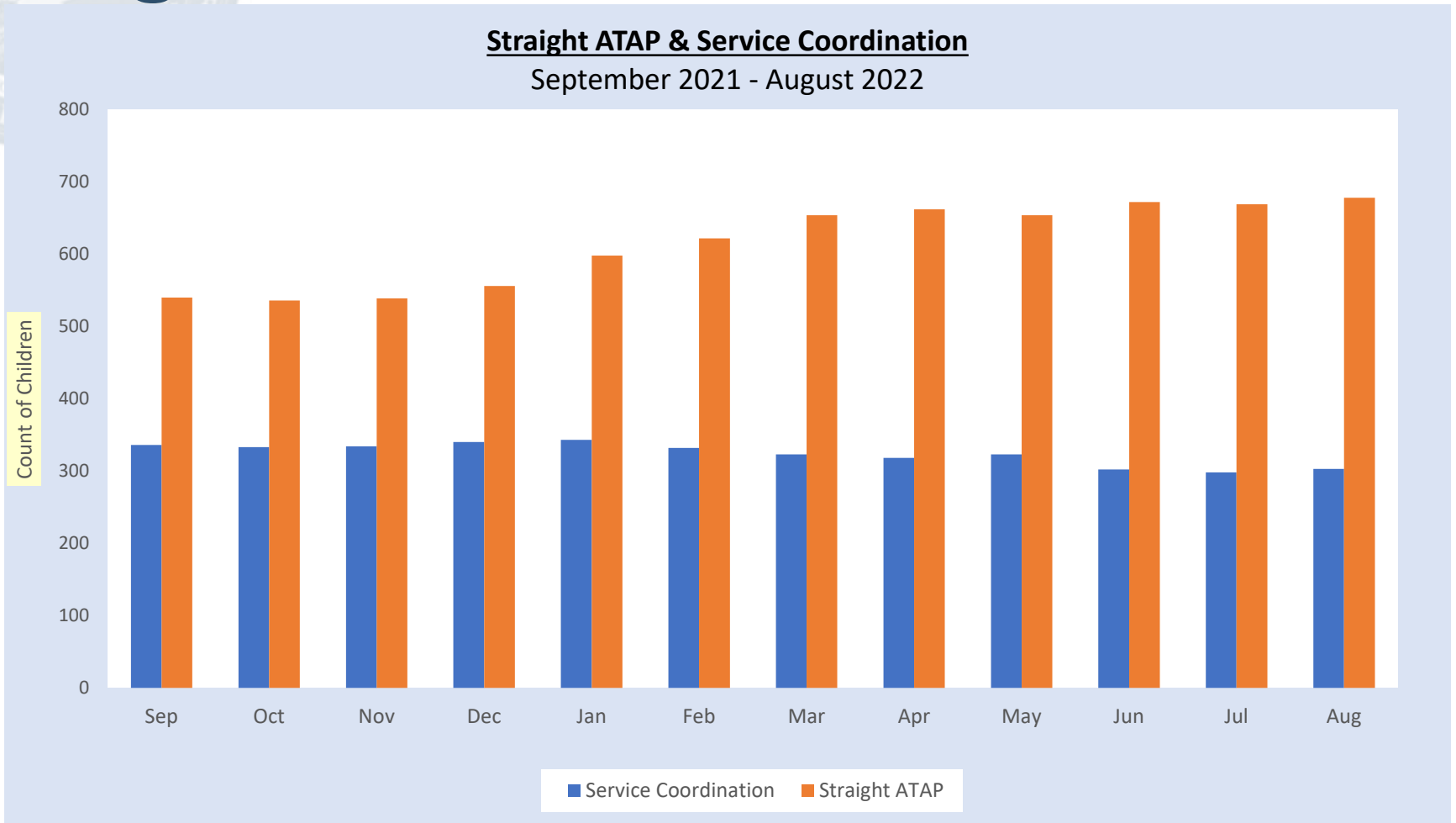
September 2021 - August 2022



The chart above demonstrates the number of new referrals entering the ATAP system.



Straight ATAP & Service Coordination



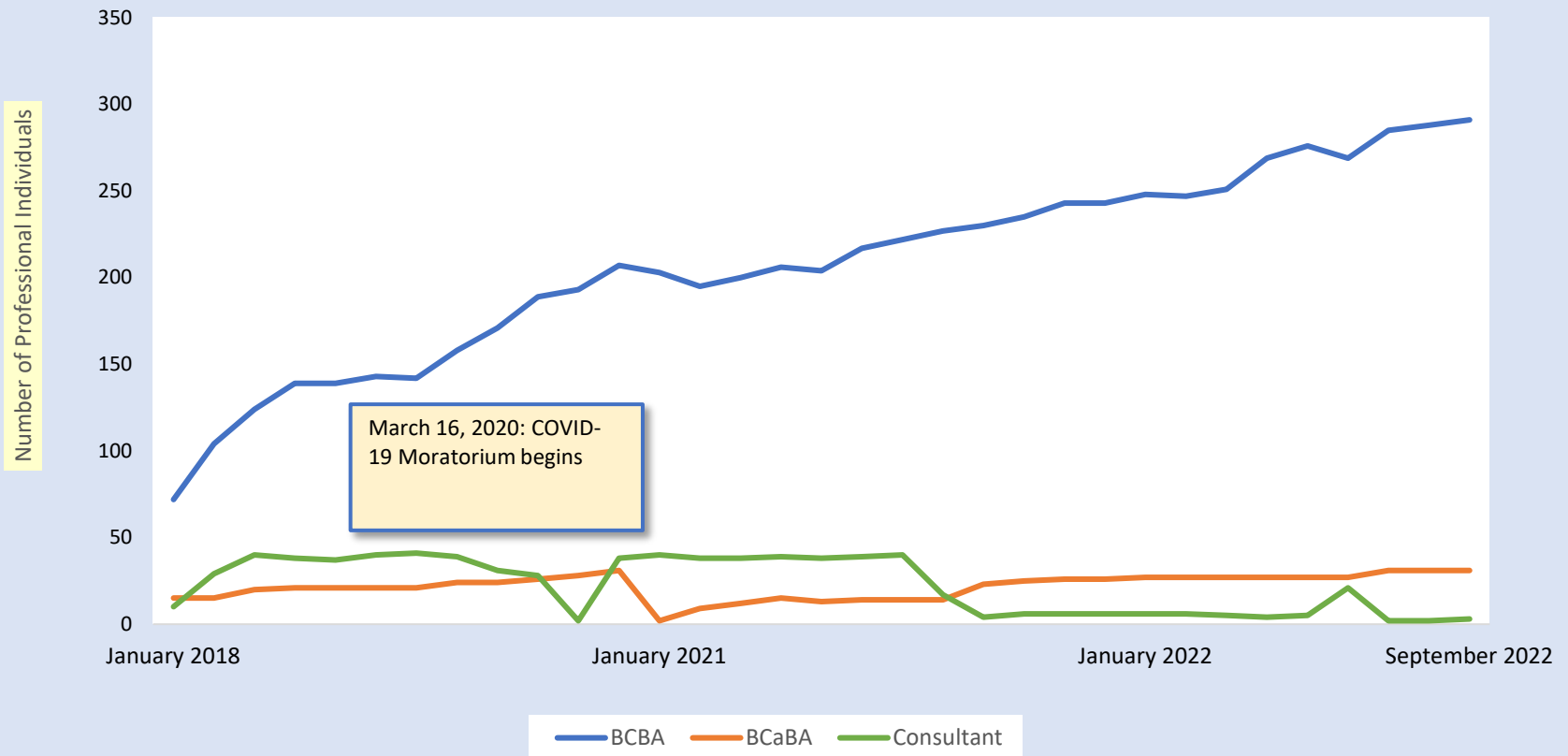
This chart shows the comparison between Straight ATAP and Medicaid Caseload (Service Coordination).



Professional Growth – BCBA Level

Trend in Professional Service Providers

January 2018 - September 2022



The chart above shows the trend in growth of professional service providers.

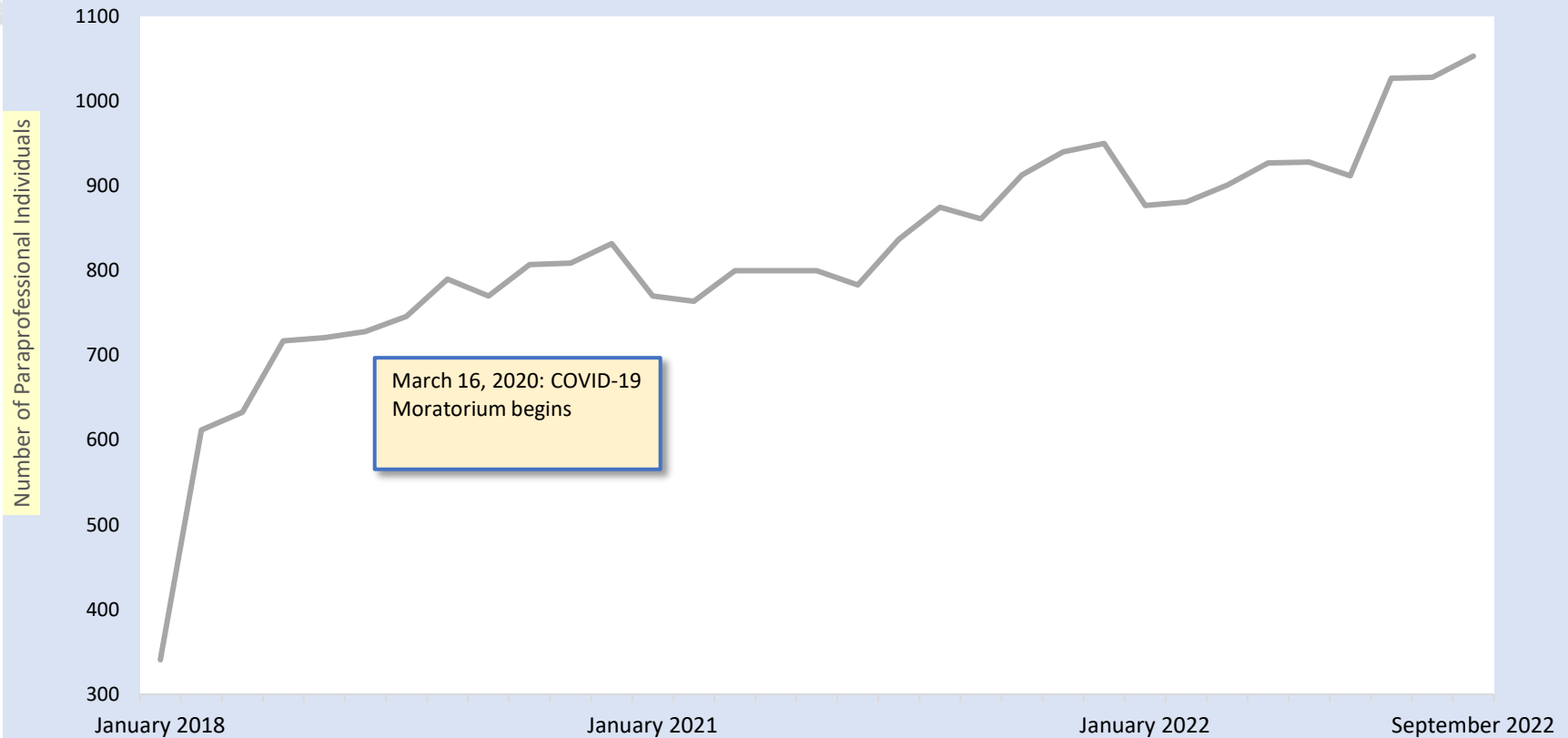
In March 2020, a moratorium was placed on face-to-face services due to the pandemic COVID-19. Decreases may be related to the Governor's directive to shut down all non-essential businesses and engage in social distancing.



Paraprofessional Growth – RBT Level

Trend in Registered Behavior Technicians

January 2018 - September 2022



The chart above shows the trend in growth of Registered Behavior Technicians.

**In March 2020, a moratorium was placed on face-to-face services due to the pandemic COVID-19. Decreases may be related to the Governor's directive to shut down all non-essential businesses and engage in social distancing.*



Status of Active Providers

As of August 31, 2022

Active Children with an ATAP Provider

| ATAP Plan Type | Active Children |
|--|-----------------|
| ATAP-Comprehensive | 52 |
| ATAP-Insurance Assistance In-Network | 432 |
| ATAP-Insurance Assistance Out-of-Network | 41 |
| ATAP-Service Coordination | 184 |
| ATAP-Social Skills | 9 |
| ATAP-Targeted Basic | 11 |
| ATAP-Targeted Extensive | 33 |
| ATAP-Transition Plan | 1 |
| ATAP-Therapeutic | 2 |
| Grand Total | 765 |

Active Children without an ATAP Provider

| Row Labels | Count of CLIENT ID |
|--|--------------------|
| ATAP-Comprehensive | 11 |
| ATAP-Insurance Assistance In-Network | 76 |
| ATAP-Insurance Assistance Out-of-Network | 4 |
| ATAP-Service Coordination | 106 |
| ATAP-Social Skills | 1 |
| ATAP-Targeted Basic | 1 |
| ATAP-Targeted Extensive | 8 |
| Grand Total | 207 |





ATAP Age Breakdown

- **Active Children Age Breakdown**

- 0-5: 275 Children
- 6-10: 408 Children
- 11-15: 207 Children
- 16-20: 91 Children

- **Waiting Children Age Breakdown**

- 0-5: 12 Children
- 6-10: 3 Children
- 11-15: 2 Children
- 16-20: 0 Children



Questions?





Contact Information

Samantha Jayme, MSW

Health Program Manager 3

sjayme@adsd.nv.gov

1.702.668.3872



- <http://adsd.nv.gov/Programs/Autism/ATAP/ATAP/>





Acronyms

- DHHS – Department of Health and Human Services
- ADSD – Aging and Disability Services Division
- ATAP – Autism Treatment Assistance Program
- BCBA – Board Certified Behavior Analyst
- BCaBA – Board Certified Assistant Behavior Analyst
- RBT – Registered Behavior Technician

