

Steve Sisolak
Governor



Richard Whitley
Director

State of Nevada Department of Health and Human Services

Aging and Disability Services Division

Autism Treatment Assistance Program (ATAP)

Samantha Jayme MSW, HPM3

As of 7/31/2022



8/9/2022

Helping people. It's who we are and what we do.

Objectives

This presentation demonstrates the outcomes reported on referrals, caseload, waitlist, and program type by the Autism Treatment and Assistance Program (ATAP) which are current through July 31, 2022.





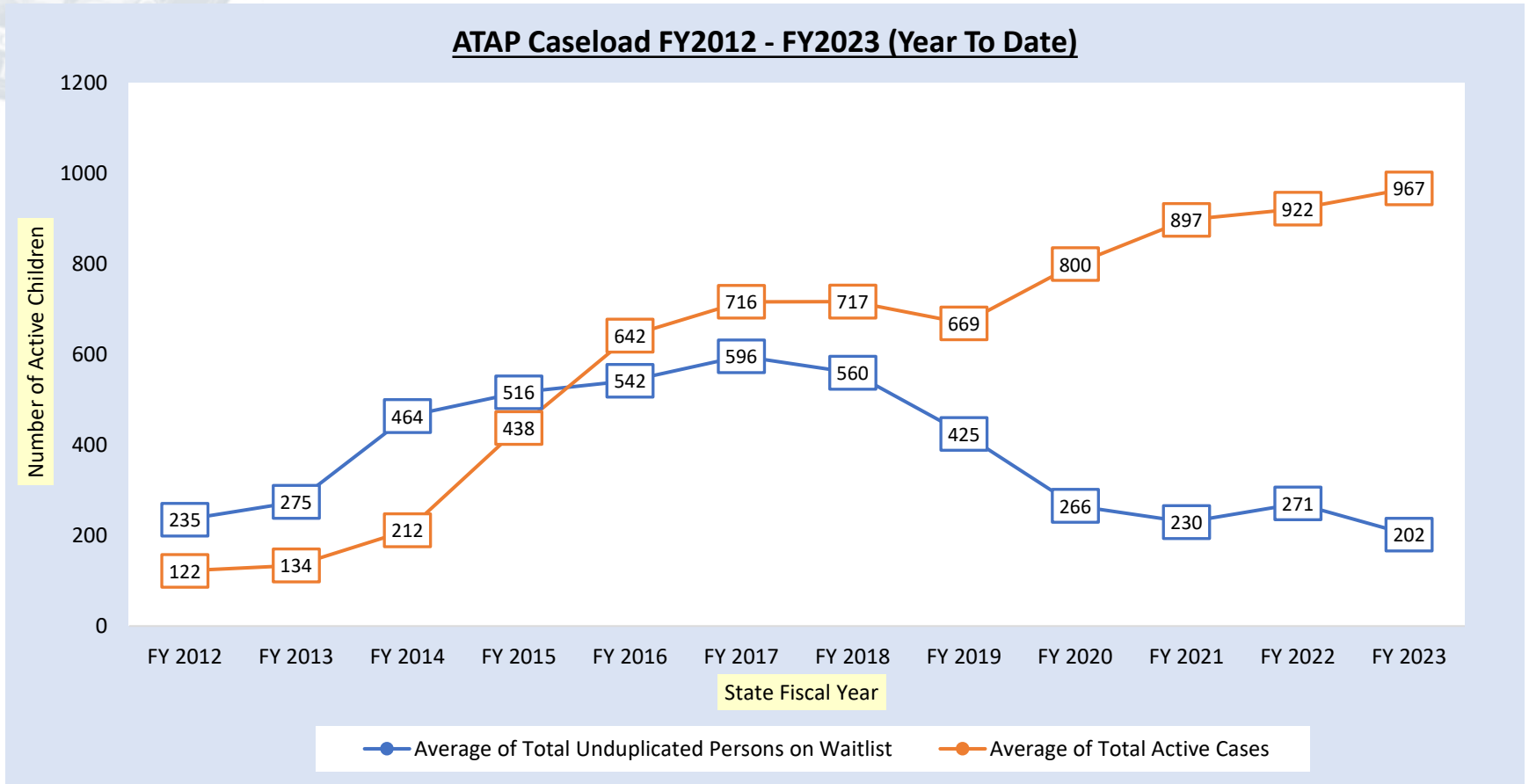
ATAP Caseload

Monthly caseload for July 2022

- 88 new applications
- 967 active children, average age: 8.7 years old
- 15 total inactive children:
 - 8 Straight ATAP – Average age of 5.3 years old
 - 7 Service Coordination – Average age of 6.7 years old
- Average wait time for all ATAP children (*days from application start date to the date the child drops or becomes active*):
 - 40 Days



ATAP Caseload Growth



The chart above demonstrates the active caseload and waitlist averages over time. These numbers are derived from the CLEO report.

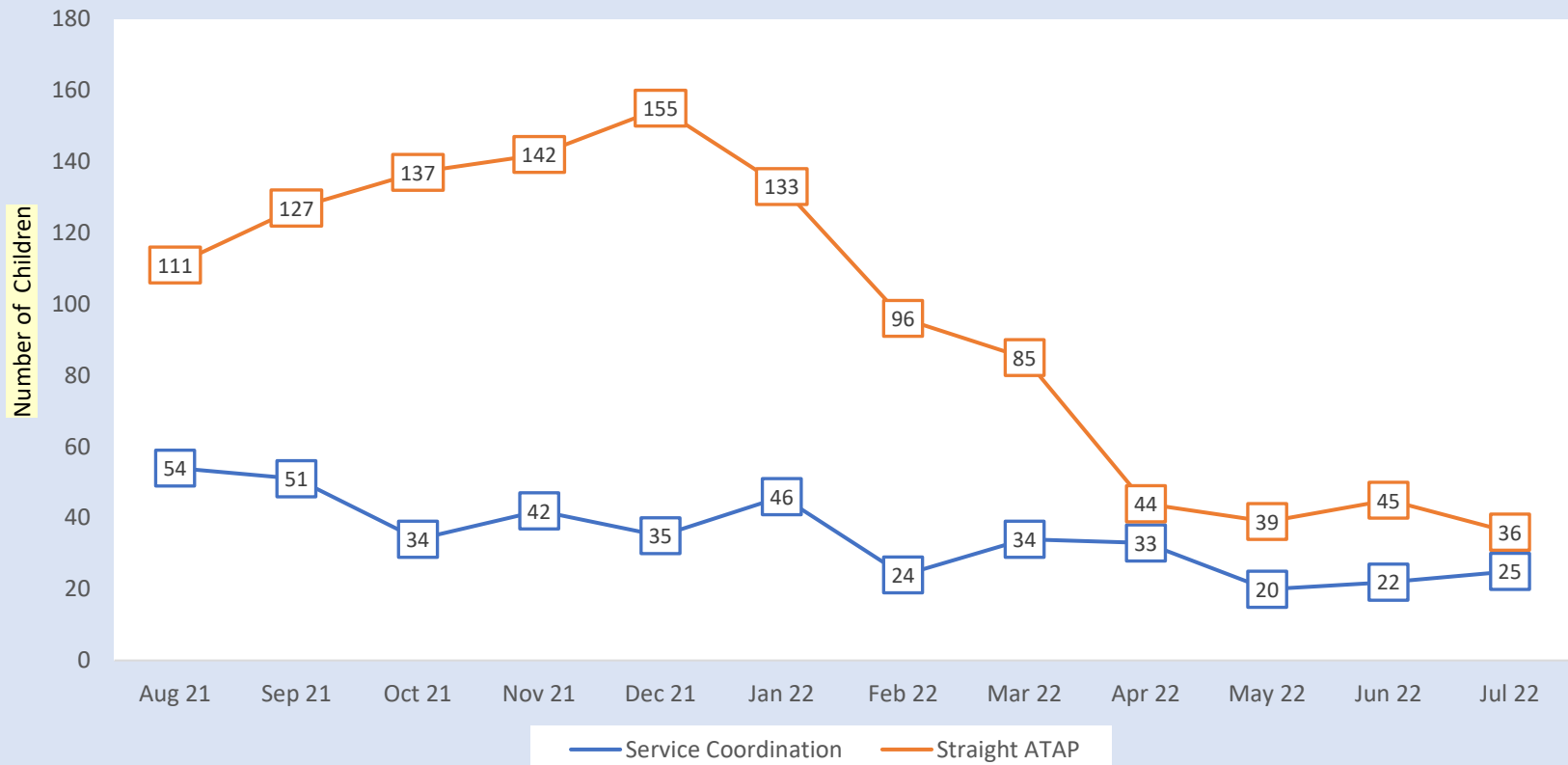
This data includes children in referral status.



Waitlist Elimination Progress

ATAP Waitlist

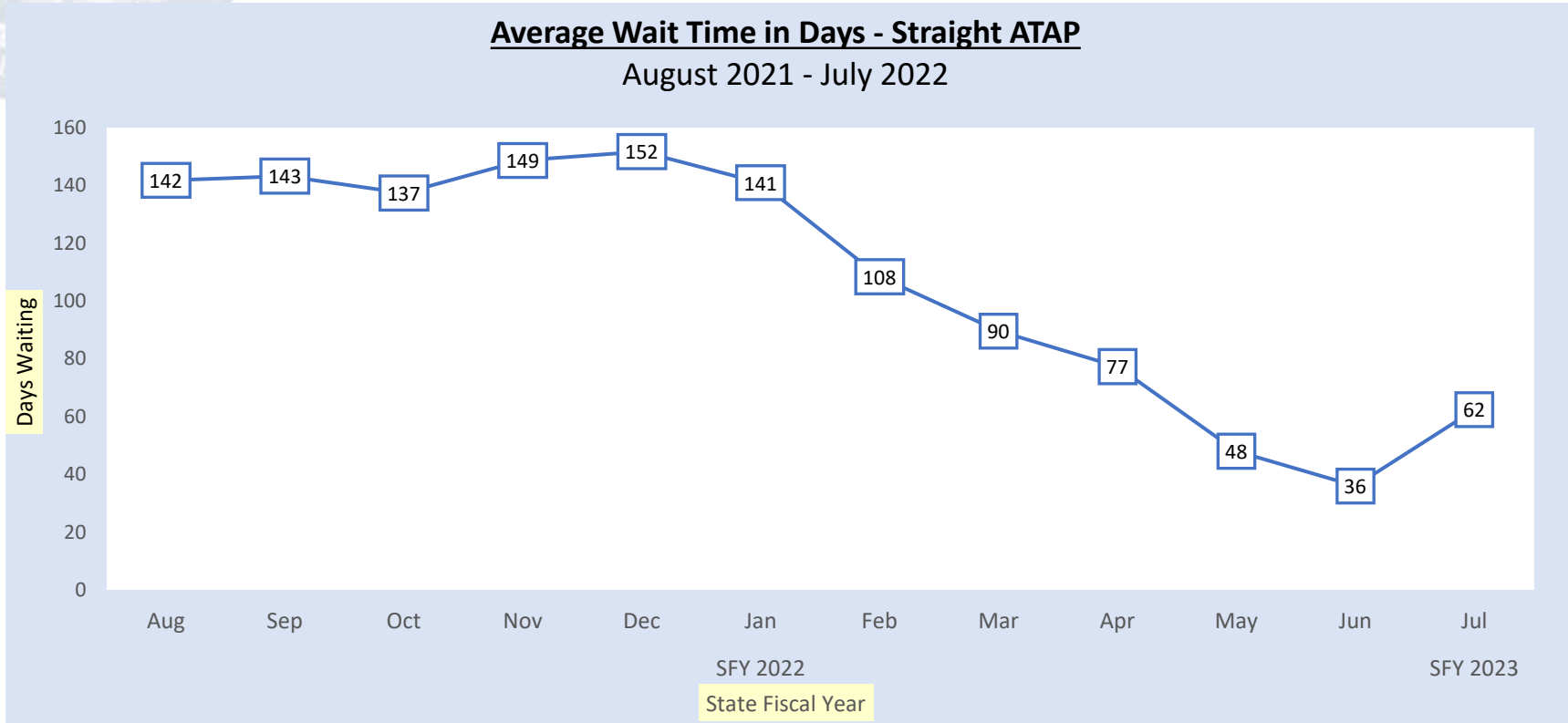
August 2021 - July 2022



The graph above shows the monthly waitlist as occurred from August 2021 through July 2022.



Trend in Wait Time



The graph above demonstrates the average number of days waiting for children who are “Pending” or “In Process” to become either “Active” or “Dropped” in the program.

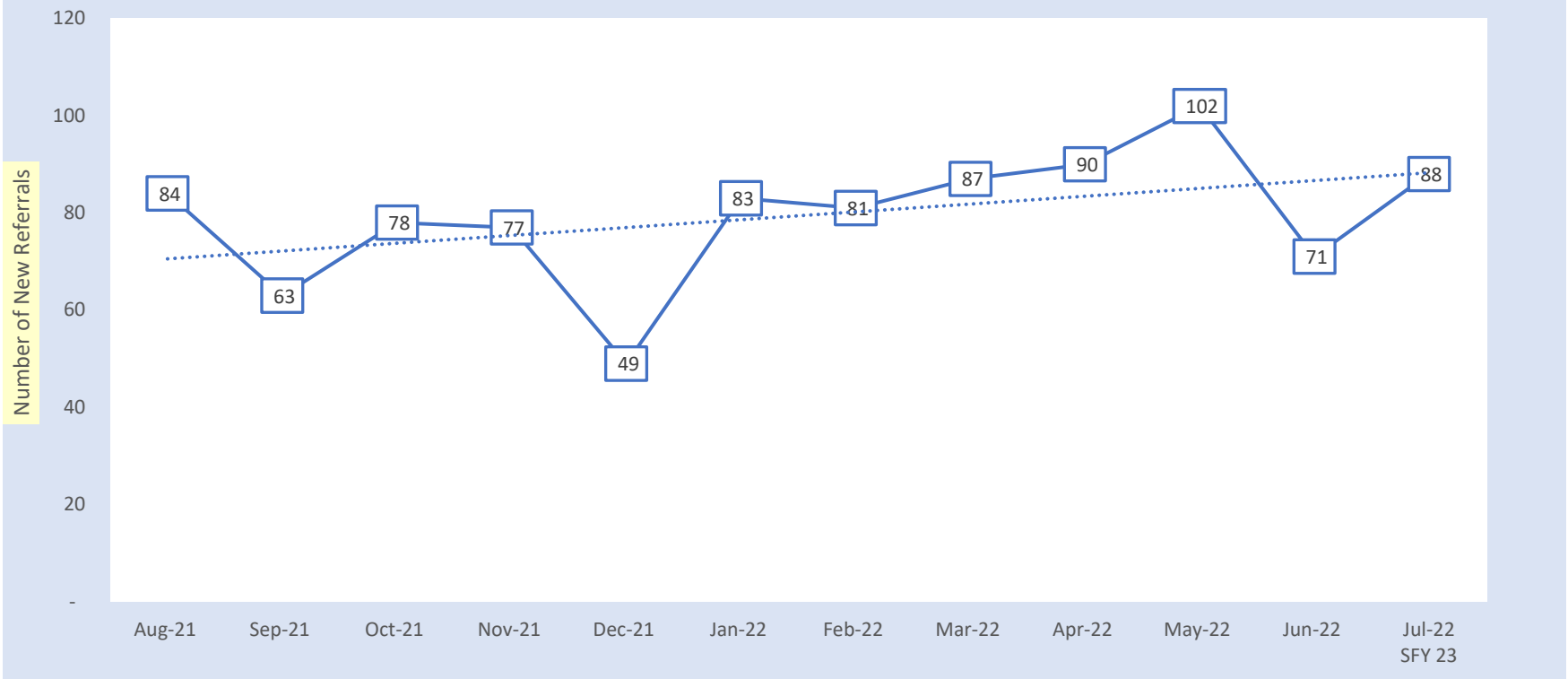
**Wait time average includes all time child spent from application start date until they were either Dropped or went Active.*

*** Please note, no new referrals are included in these averages, a change from previous presentations.*



New Referrals

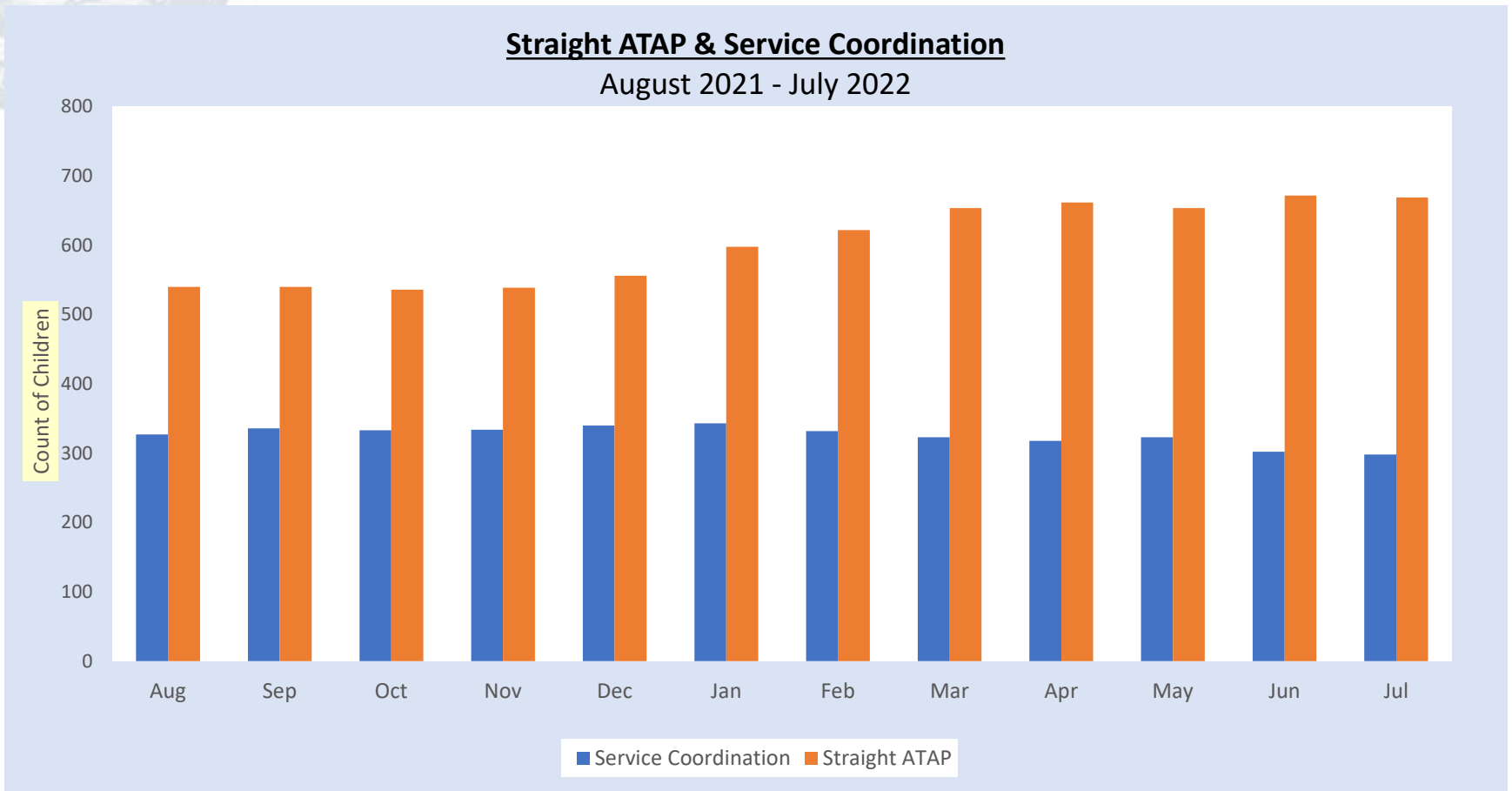
New Referrals
August 2021 - July 2022



The chart above demonstrates the number of new referrals entering the ATAP system.



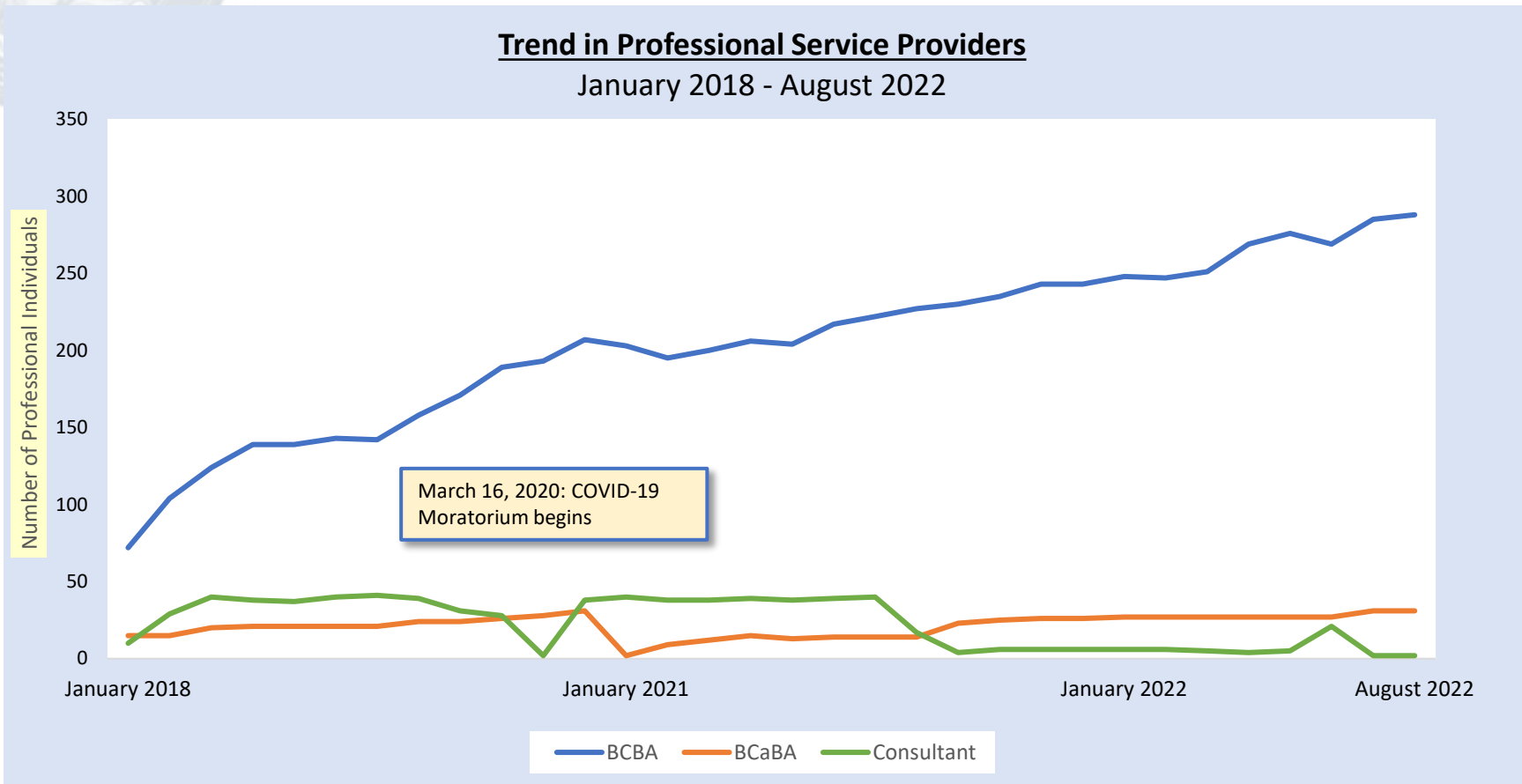
Straight ATAP & Service Coordination



This chart shows the comparison between Straight ATAP and Medicaid Caseload (Service Coordination).



Professional Growth – BCBA Level

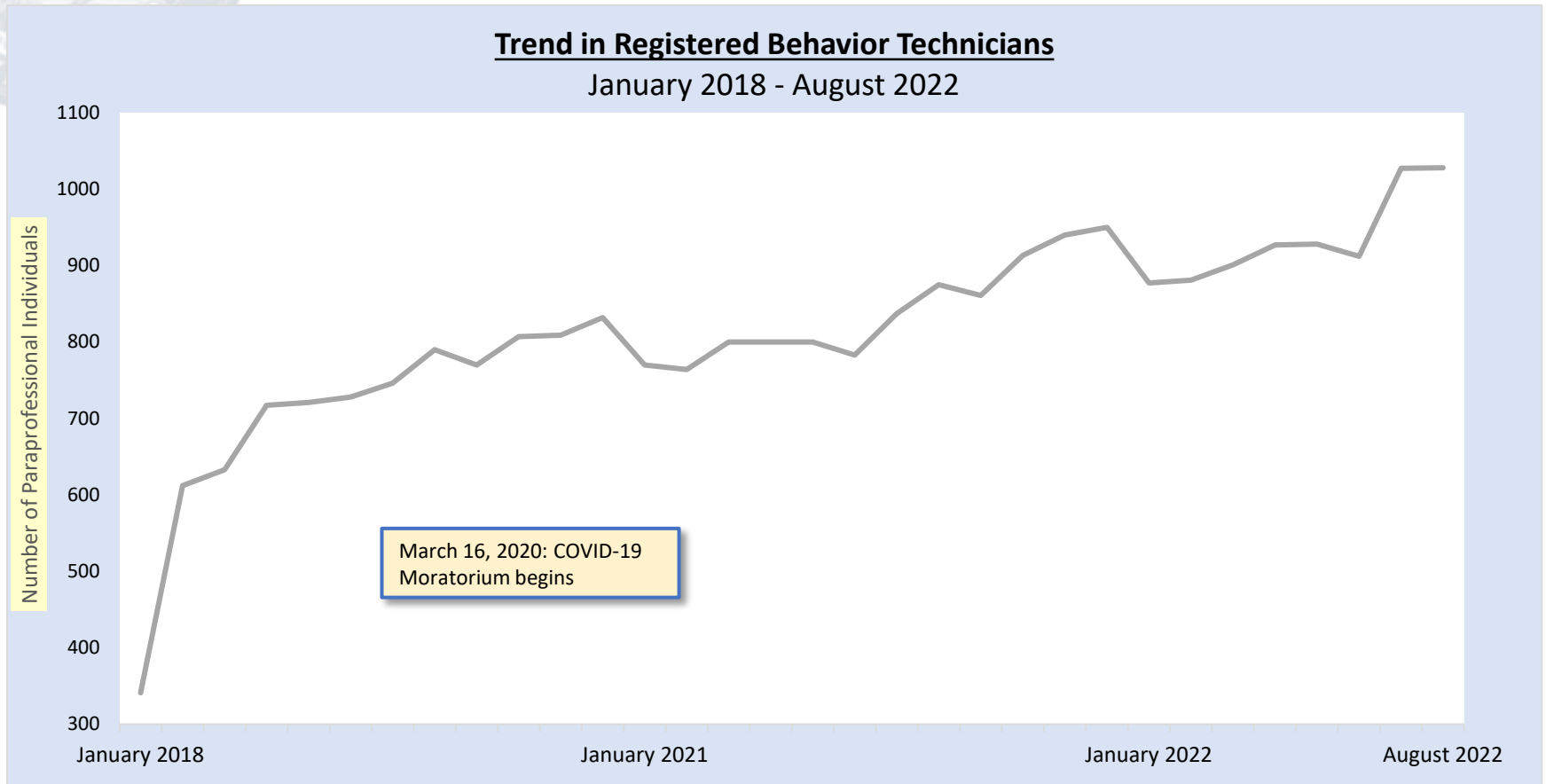


The chart above shows the trend in growth of professional service providers.

In March 2020, a moratorium was placed on face-to-face services due to the pandemic COVID-19. Decreases may be related to the Governor's directive to shut down all non-essential businesses and engage in social distancing.



Paraprofessional Growth – RBT Level



The chart above shows the trend in growth of Registered Behavior Technicians.

**In March 2020, a moratorium was placed on face-to-face services due to the pandemic COVID-19. Decreases may be related to the Governor's directive to shut down all non-essential businesses and engage in social distancing.*

Status of Active Providers

As of July 31, 2022

Active Children with an ATAP Provider

ATAP Plan Type	Active Children
ATAP-Comprehensive	53
ATAP-Insurance Assistance In-Network	430
ATAP-Insurance Assistance Out-of-Network	44
ATAP-Service Coordination	186
ATAP-Social Skills	9
ATAP-Targeted Basic	12
ATAP-Targeted Extensive	32
ATAP-Transition Plan	1
ATAP-Therapeutic	1
Grand Total	768

Active Children without an ATAP Provider

ATAP Plan Type	Active Children
ATAP-Comprehensive	10
ATAP-Insurance Assistance In-Network	72
ATAP-Insurance Assistance Out-of-Network	4
ATAP-Service Coordination	105
ATAP-Targeted Basic	1
ATAP-Targeted Extensive	7
Grand Total	199



ATAP Age Breakdown

Active Children Age Breakdown

- 0-5: 317 Children
- 6-10: 379 Children
- 11-15: 198 Children
- 16-20: 73 Children

Waiting Children Age Breakdown

- 0-5: 11 Children
- 6-10: 1 Children
- 11-15: 3 Children
- 16-20: 0 Children



Questions?





Contact Information

Samantha Jayme, MSW

Health Program Manager 3

sjayme@adsd.nv.gov

1.702.668.3872



- <http://adsd.nv.gov/Programs/Autism/ATAP/ATAP/>





Acronyms

- DHHS – Department of Health and Human Services
- ADSD – Aging and Disability Services Division
- ATAP – Autism Treatment Assistance Program
- BCBA – Board Certified Behavior Analyst
- BCaBA – Board Certified Assistant Behavior Analyst
- RBT – Registered Behavior Technician