

Joe Lombardo
Governor

Rique Robb
Interim Director



DEPARTMENT OF HUMAN SERVICES

AGING AND DISABILITY SERVICES DIVISION

Helping people. It's who we are and what we do.



Jessica Adams
Interim
Administrator

Nevada Early Intervention Services Management Analyst Team

Report Request: Average length of time to receive a diagnosis
Report Requestor: Commission on Autism Spectrum Disorders
Request Date: October 17, 2025
Date Gathered: November 25, 2025
Report Completed By: Randi Humes, M.Ed., Management Analyst III

Purpose

The intention of this report is to answer the question posed by the Commission on Autism Spectrum Disorders (CASD) during the October 17th, 2025, meeting regarding the average length of time children wait to receive an autism diagnosis.

Data Source and Scope

Data were generated from the Nevada Early Intervention Data System (NEIDS) for children with a diagnosis date occurring in Fiscal Year 25 (July 1, 2024, and June 30, 2025). During this period, 615 children received a diagnosis of autism.

Methodology

The date of the child's most recent MCHAT (Modified Checklist for Autism in Toddlers) screener and the date of diagnosis were used to calculate wait times.

This pairing was determined to be the most reliable measure based on available data.

56 children were excluded because their records lacked MCHAT data or their diagnosis date preceded the MCHAT screener date.

The final analysis included 559 children, for whom the average wait time between the most recent MCHAT screener and diagnosis was 6.1 months.

Findings

The tables and graphs on page 2 illustrate regional and program-level variations. Key results are summarized below:

Regional Results

- Rural Region: 49 children diagnosed; average wait time 6.3 months
- Northwest Region: 141 children diagnosed; average wait time 5.7 months
- South Region: 369 children diagnosed; average wait time 6.2 months

Programs Comparison

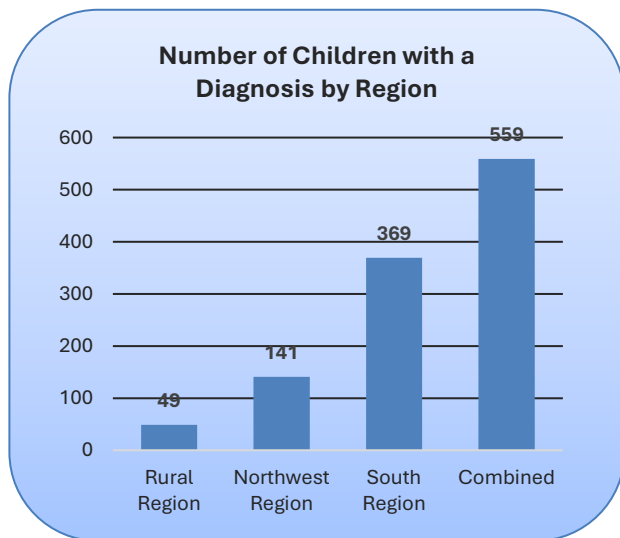
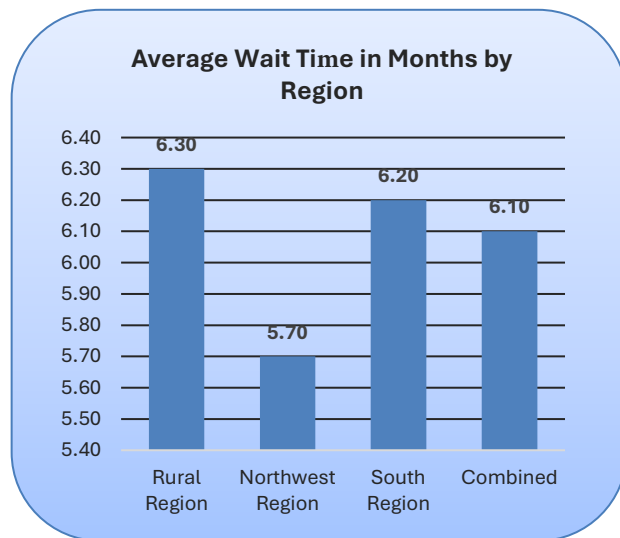
- State Programs: 251 children diagnosed; average wait time 6.2 months
- Community Providers: 308 children diagnosed; average wait time 6.0 months

Early Intervention Services

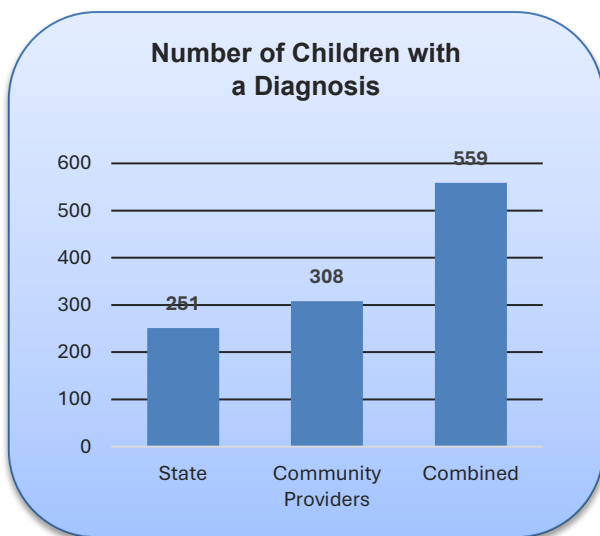
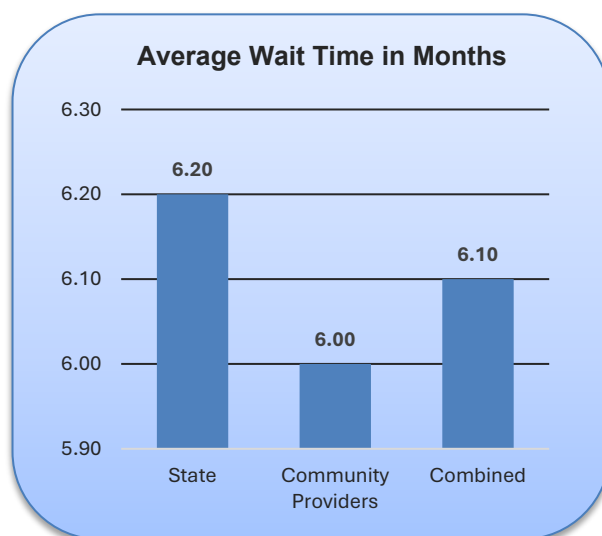
1161 South Valley View • Las Vegas, Nevada 89102
775-486-7670 • Fax 702-486-7686 • adsd.nv.gov

Table 1: Number of Children with a Diagnosis by Region

Region	Number of Children with a Diagnosis	Average Wait Time in Months
Rural Region	49	6.3
Northwest Region	141	5.7
South Region	369	6.2
Combined	559	6.1

Graph 1: Number of Children with a Diagnosis by Region**Graph 2:** Average Wait Time in Months by Region**Table 2:** Number of Children with a Diagnosis by Program Type

Region	Number of Children with a Diagnosis	Average Wait Time in Months
State	251	6.2
Community Providers	308	6.0
Combined	559	6.1

Graph 3: Number of Children with a Diagnosis by Program Type**Graph 4:** Average Wait Time in Months by Program Type

Early Intervention Services

1161 South Valley View • Las Vegas, Nevada 89102
 775-486-7670 • Fax 702-486-7686 • adsd.nv.gov